

# Agilent U2600A Series USB Modular Isolated Digital I/O Devices

Data Sheet



## Introduction

### Features

- Hi-Speed USB 2.0 (480 Mbps)
- Functions as standalone or modular unit
- Up to 64 opto-isolated digital I/O lines with maximum transient voltage of 1250 Vpeak protection
- Supports input voltage ranging from 10 to 24 V
- External supply voltage ranging from 5 to 35 V for external load
- Compatible with a wide range of ADEs
- Supports SCPI and IVI-COM
- Easy-to-use bundled software
- Command logger function
- USB 2.0 and USBTMC-USB488 standards
- Interrupt function
- Virtual Port grouping function

The Agilent U2600A Series USB isolated digital I/O devices are high performance modules consisting of three models—the U2651A isolated 32-bit DI and 32-bit DO, U2652A isolated 64-bit DI, and U2653A isolated 64-bit DO. The U2600A Series provides up to eight channels with 64-bit of high-density opto-isolated digital input and digital output for USB 2.0 interface-based industrial applications, such as driving relays, actuators, or valve. The U2600A Series targets a wide range of applications both in industrial automation and education.

### Various features of the U2600A Series

- Quick and easy USB setup
- High channel count to drive more actuators and control more sensors by using just one DIO device
- Opto-isolation for more reliable and improved signal quality
- High isolated transient voltage protection of the digital IO lines is able to protect your system from being damaged
- Wide input voltage range of 10 to 24 V to sense the status of external sensors
- High output voltage range of 5 to 35 V provides the capability to drive a wide array of actuators in industrial automation applications
- On-board isolated +5 V power supply enables simple application and function tests without the need for an external source
- SCPI and IVI-COM supports and compatibility with a wide range of ADEs minimize work time and provides a higher flexibility of software choices
- Command logger function provided in the bundled software allows easy command conversion into snippets of VEE, VB, C++, and C# code
- Interrupt function for automatic triggering of your system when a digital change of state occurs
- Virtual Port grouping function allows grouping of any eight input/output bits into one virtual port for simultaneous operations



## High channel count with opto-isolated digital input and digital output

The U2600A Series has high channel count of up to 64-bit high-density opto-isolated digital input and digital output that enhances its usability and reliability. With just one DIO device, you are able to drive more actuators and control more sensors. Furthermore, opto-isolated separates the electrical connection between circuits for better PC system protection.

## High isolated transient voltage protection

Isolation prevents any potential harmful current that may be induced by transient voltage spikes from flowing through the digital IO lines to the system. The robust 1250 V<sub>peak</sub> transient isolation protection allows the U2600A Series to have direct connection to a wide range of industrial sensors and actuators, making the U2600A suitable for most industrial applications.

## High I/O voltage range

The U2600A Series has a high input/ output voltage range suitable for demanding industrial applications such as driving relays and actuators, which require up to 24 V. Equipped with a wide input range of 10 to 24 V to sense the status of external sensors, it also has an external supply voltage ranging from 5 to 35 V, which enables the U2600A Series to drive a wide range of actuators.

## Interrupt function

The U2600A Series has an interrupt function that automatically triggers your system when a digital change of state occurs. Unlike polling, this function minimizes the overheads of your PC system especially when the U2600A Series is used in multitasking applications.

## Virtual Port grouping function

The Virtual Port grouping function allows users to randomly select any eight inputs or output bits and group them into one channel as a virtual DIO port.

The following describes the key advantages of using the Virtual Port grouping function:

- You can control multiple bits simultaneously for the instantaneous control of multiple machines, such as emergency stop control.
- You can make changes to your port assignments whenever required as the Virtual Port is easily programmable.
- It eliminates the need for you to rewire your hardware devices to different bits for different applications. This makes the U2600A Series suitable for research and development applications, which require on-going testing involving many hardware setup changes.

## Product Outlook and Dimensions

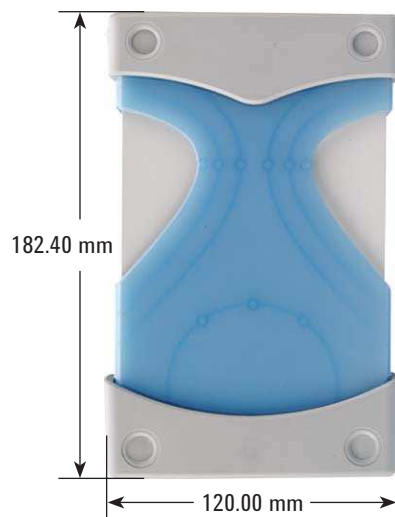
### Front view



### Rear view



### Top view



## Standard shipped accessories

- AC/DC Power adapter
- Power cord
- USB extension cable
- L-Mount kit (used with modular product chassis)
- Agilent USB Modular Products Quick Start Guide
- Agilent Measurement Manager for U2600A Series Quick Start Guide
- Agilent USB Modular Products Reference CD-ROM
- Agilent Automation-Ready CD-ROM (contains the Agilent IO Libraries Suite)
- Certificate of Calibration

## Optional accessories

- U2903A Terminal block and SCSI-II 100-pin connector with 1-meter cable
- U2904A Terminal block and SCSI-II 100-pin connector with 2-meter cable

## Product Characteristics and General Specifications

### REMOTE INTERFACE

- Hi-Speed USB 2.0
- USBTMC-USB488<sup>[1]</sup>

### POWER REQUIREMENT

- +12 VDC (TYPICAL)
- 2 A (MAX) input rated current
- Installation Category II

### POWER CONSUMPTION

+12 VDC, 260 mA maximum

### OPERATING ENVIRONMENT

- Operating temperature from 0 to +55 °C
- Relative humidity at 15% to 85% at 40 °C (non-condensing)
- Altitude up to 2000 meters
- Pollution Degree 2
- For indoor use only

### STORAGE COMPLIANCE

-20 to 70 °C

### SAFETY COMPLIANCE

Certified with:

- IEC 61010-1:2001/EN 61010-1:2001 (2nd Edition)
- USA: ANSI/UL 61010-1:2004
- Canada: CSA C22.2 No.61010-1:2004

### EMC COMPLIANCE

- IEC 61326-1:2002/EN 61326-1:1997+A2:2001+A3:2003
- CISPR 11: 1990/EN 55011:1990-Group 1 Class A
- Canada: ICES-001:2004
- Australia/New Zealand: AS/NZS CISPR 11:2004

### SHOCK AND VIBRATION

Tested to IEC/EN 60068-2

### IO CONNECTOR

100-pin SCSI-II connector

### DIMENSION (W × D × H)

Module dimension:

- 120.00 × 182.40 × 44.00 mm (with plastic casing)
- 105.00 × 174.54 × 25.00 mm (without plastic casing)

Terminal block dimension:

- 158.00 × 118.60 × 51.50 mm

### WEIGHT

- 565 g (with plastic casing)
- 370 g (without plastic casing)

### WARRANTY

Three years for U2600A series DAQ devices

Three months for standard shipped accessories

<sup>[1]</sup> Compatible with Microsoft Windows operating systems only.

# Product Specifications

Model number	U2651A	U2652A	U2653A
<b>Digital input</b>			
Number of isolated bits	32-bit	64-bit	-
Input type	Opto-isolated	Opto-isolated	-
Maximum input voltage range <sup>[1]</sup>	24 V, non-polarity	24 V, non-polarity	-
Digital logic levels <sup>[2]</sup>	High: 10 to 24 V Low: 0 to 2 V	High: 10 to 24 V Low: 0 to 2 V	-
Input resistance	24 kΩ at 0.75 W	24 kΩ at 0.75 W	-
Input current (maximum)	1.5 mA per bit	1.5 mA per bit	-
Maximum transient voltage <sup>[3]</sup>	1250 V <sub>peak</sub>	1250 V <sub>peak</sub>	-
Interrupt sources	DI_101.0/301 and DI_101.1/302	DI_101.0/301 and DI_101.1/302	-
<b>Digital output</b>			
Number of isolated bits	32-bit	-	64-bit
Output type	Open drain power MOSFET driver	-	Open drain power MOSFET driver
External supply voltage range	5 V to 35 V	-	5 V to 35 V
Voltage drop at MOSFET when on	VDrop < 1.0 V (Maximum)	-	VDrop < 1.0 V (Maximum)
Output sink current per bit	500 mA (100% duty cycle) per bit 400 mA (100% duty cycle) when full 32-bit loaded	-	500 mA (100% duty cycle) per bit 400 mA (100% duty cycle) when full 32-bit loaded
Maximum transient voltage	1250 V <sub>peak</sub>	-	1250 V <sub>peak</sub>
<b>On board isolated +5 V power supply</b>			
Output voltage (Typical)	+5 V	-	+5 V
Output current (Typical)	150 mA	-	150 mA
Maximum power	0.85 W	-	0.85 W
<b>General</b>			
Power consumption	+12 V at 235 mA (Typical)	+12 V at 115 mA (Typical)	+12 V at 260 mA (Typical)
Relative humidity	Operating: 15% to 85% at 40 °C (non-condensing) Non-operating: 90% RH at 65 °C for 24 hours		
Storage temperature	-20 to +70 °C		
Operating temperature	0 to +55 °C		
Connector type	100-pin SCSI-II connector		
Dimensions (W × D × H)	120.00 × 182.40 × 44.00 mm (with plastic casing) 105.00 × 174.54 × 25.00 mm (without plastic casing)		
Remote interface	Hi-Speed USB 2.0		

<sup>[1]</sup> Maximum input voltage is 24 V with reference to DI<sub>COM</sub>.

<sup>[2]</sup> Voltage level with reference to DI<sub>COM</sub>.

<sup>[3]</sup> Maximum transient voltage between DI<sub>m</sub> and DI<sub>COM</sub>.

# Agilent Measurement Manager

The Agilent Measurement Manager (AMM) is an application data viewer software that comes with the standard purchase of the U2600A Series USB modular data acquisition. This software is designed to help you perform quick device configuration, data logging and data acquisition using the products.

Supported features found in the U2600A series USB modular isolated digital I/O devices:

- Averaging
- Command logger
- Self-test
- Option to save the current instrument configuration to a file
- Data logging and export feature to CSV, HTML and text only format files that can be printed
- Data viewer to load and review previously logged data
- Trigger settings between modules in the instrument chassis with Star trigger and Master/Slave trigger
- Synchronization display and data logging for modules in the instrument chassis

## Agilent Measurement Manager prerequisites

Prior to installing the Agilent Measurement Manager software, ensure that your PC meets the following minimum system requirements for installation and operations.

### Hardware requirements

Processor	1.6 GHz Pentium® IV or higher
Operating system	One of the following Microsoft® Windows® versions: <ul style="list-style-type: none"><li>• Windows® XP Professional or Home edition (Service Pack 1 or later)</li><li>• Windows® Vista 32-bit (Business, Ultimate, Enterprise, Home Basic, and Home Premium edition)</li><li>• Windows 7 32-bit (Professional, Ultimate, Enterprise, Home Basic, and Home Premium Edition)</li><li>• Windows 7 (64-bit) support for 32-bit application running on a WOW64 (Windows-on-Windows 64-bit) emulator</li></ul>
Hard disk space	1 GB
RAM	512 MB or higher recommended
Video	Super VGA (800 x 600), 256 colors or more

### Software requirements

Agilent IO Libraries Suite 15.0 or higher<sup>[1]</sup>

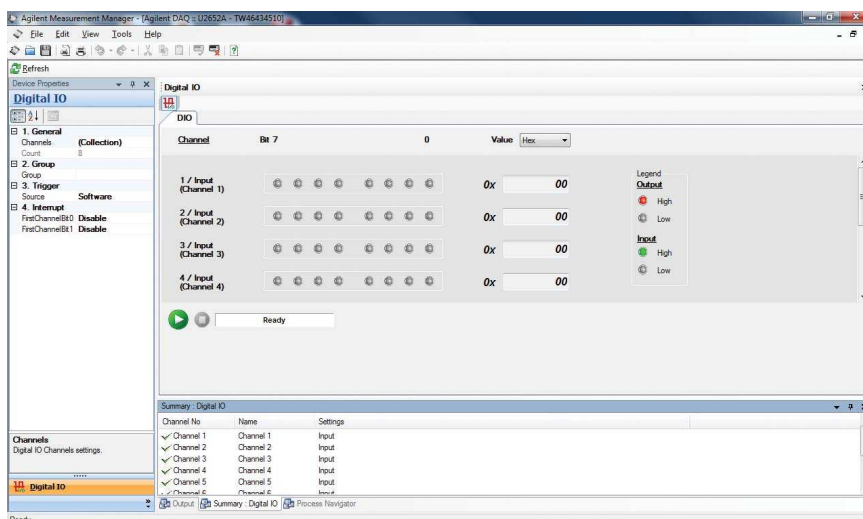
Agilent T&M Toolkit Runtime version 2.1<sup>[2]</sup>

Agilent T&M Toolkit Redistributable Package 2.1 patch<sup>[2]</sup>

Microsoft® .NET Framework version 2.0<sup>[2]</sup>

<sup>[1]</sup> Available on the Agilent Automation-Ready CD-ROM.

<sup>[2]</sup> Bundled with Agilent Measurement Manager software application installer.



## Other Products in the Agilent USB Modular Data Acquisition (DAQ) Family



### U2300A Series USB Modular Multifunction DAQ

#### Features:

- High analog input sampling rate coverage of up to 3 MSa/s for a single channel
- High analog input up to 64 channels
- High speed USB 2.0
- Multifunction capabilities — analog input (AI), analog output (AO), digital input output (DIO), and counter

For more information: [www.agilent.com/find/U2300A](http://www.agilent.com/find/U2300A)



### U2500A Series USB Modular Simultaneous Sampling Multifunction DAQ

#### Features:

- High analog input sampling rate coverage of up to 2 MSa/s for a each channel
- High speed USB 2.0
- Simultaneous acquisition of multiple data points
- Multifunction capabilities — analog input (AI), analog output (AO), digital input output (DIO), and counter

For more information: [www.agilent.com/find/U2500A](http://www.agilent.com/find/U2500A)



### U2781A USB Modular Product Chassis

#### Features:

- Expansion of channels for each modular product
- Multiple instrument synchronization
- Internal and external 10 MHz reference clock
- High-speed USB 2.0
- SSI/Star trigger bus synchronization between external trigger source and modules

For more information: [www.agilent.com/find/U2781A](http://www.agilent.com/find/U2781A)


# Optional Accessories

## U2903A/U2904A — Terminal block and SCSI-II 100-pin connector with 1-meter/2-meter cable


The U2903A/U2904A is a terminal block and SCSI-II 100-pin connector with 1 meter cable or 2 meter cable that can be used conjunction with the U2600A Series.

### Terminal block overview

#### Front view



#### Side view



## Ordering Information

Model	Description
U2651A	32 Input, 32 Output USB modular digital I/O
U2652A	64 Input USB modular digital I/O
U2653A	> 64 Output USB modular digital I/O

### Optional accessories

Model	Description
U2903A	Terminal block and SCSI-II 100-pin connector with 1-meter cable
U2904A	Terminal block and SCSI-II 100-pin connector with 2-meter cable



### Agilent Email Updates

[www.agilent.com/find/emailupdates](http://www.agilent.com/find/emailupdates)

Get the latest information on the products and applications you select.



[www.axistandard.org](http://www.axistandard.org)

AdvancedTCA® Extensions for Instrumentation and Test (AXIe) is an open standard that extends the AdvancedTCA for general purpose and semiconductor test. Agilent is a founding member of the AXIe consortium.



[www.lxistandard.org](http://www.lxistandard.org)

LAN eXtensions for Instruments puts the power of Ethernet and the Web inside your test systems. Agilent is a founding member of the LXI consortium.



[www.pxisa.org](http://www.pxisa.org)

PCI eXtensions for Instrumentation (PXI) modular instrumentation delivers a rugged, PC-based high-performance measurement and automation system.

### Agilent Channel Partners

[www.agilent.com/find/channelpartners](http://www.agilent.com/find/channelpartners)

Get the best of both worlds: Agilent's measurement expertise and product breadth, combined with channel partner convenience.



Agilent Advantage Services is committed to your success throughout your equipment's lifetime. To keep you competitive, we continually invest in tools and processes that speed up calibration and repair and reduce your cost of ownership. You can also use Infoline Web Services to manage equipment and services more effectively. By sharing our measurement and service expertise, we help you create the products that change our world.

[www.agilent.com/find/advantageservices](http://www.agilent.com/find/advantageservices)



[www.agilent.com/quality](http://www.agilent.com/quality)

[www.agilent.com](http://www.agilent.com)  
[www.agilent.com/find/U2600A](http://www.agilent.com/find/U2600A)

For more information on Agilent Technologies' products, applications or services, please contact your local Agilent office. The complete list is available at:

[www.agilent.com/find/contactus](http://www.agilent.com/find/contactus)

#### Americas

Canada	(877) 894 4414
Brazil	(11) 4197 3600
Mexico	01800 5064 800
United States	(800) 829 4444

#### Asia Pacific

Australia	1 800 629 485
China	800 810 0189
Hong Kong	800 938 693
India	1 800 112 929
Japan	0120 (421) 345
Korea	080 769 0800
Malaysia	1 800 888 848
Singapore	1 800 375 8100
Taiwan	0800 047 866
Other AP Countries	(65) 375 8100

#### Europe & Middle East

Belgium	32 (0) 2 404 93 40
Denmark	45 45 80 12 15
Finland	358 (0) 10 855 2100
France	0825 010 700*
	*0.125 €/minute
Germany	49 (0) 7031 464 6333
Ireland	1890 924 204
Israel	972-3-9288-504/544
Italy	39 02 92 60 8484
Netherlands	31 (0) 20 547 2111
Spain	34 (91) 631 3300
Sweden	0200-88 22 55
United Kingdom	44 (0) 118 927 6201

For other unlisted countries:

[www.agilent.com/find/contactus](http://www.agilent.com/find/contactus)

Revised: January 6, 2012

Product specifications and descriptions in this document subject to change without notice.

© Agilent Technologies, Inc. 2012  
Published in USA, July 8, 2012  
5991-0665EN



Agilent Technologies