

NEW

PREMO

RCA-THT

75 x 15 x 6.3 mm

Radio Clock Receiver Antenna Trough-hole

Features

This component is a radio clock receiver antenna in Through-hole technology to allow an improved method of fixation to the PCB of the electronic device that uses it.

There are several clock signal transmitter in different countries: DCF-77.5kHz (Germany), HBG-75kHz (Switzerland), MSF-60kHz (United Kingdom), DTDF-162F (France), JJY-40&60kHz (Japan), WWB-60kHz (USA).

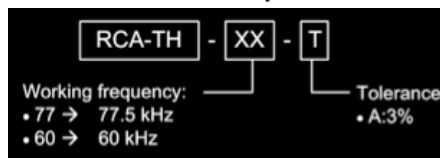


The component is configured as L-C resonant parallel tank. The module antenna is formed by ferrite core wound and a ceramic capacitor inside a plastic housing and it filled with polyurethane resin.

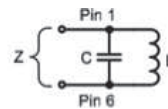
Characteristics

- Through-hole mounting in 75mm x 15mm x 6.3mm size.
- High stability in temperature (-20°C up to +85°C).
- Designed for two tuning frequency (60kHz and 77.5kHz).
- Higher resistance at resonance frequency.
- Low variation of the resonance frequency with the temperature ($\pm 3\%$ in a 20° to 105°C).
- Good cost/performance ratio.

Nomenclature description

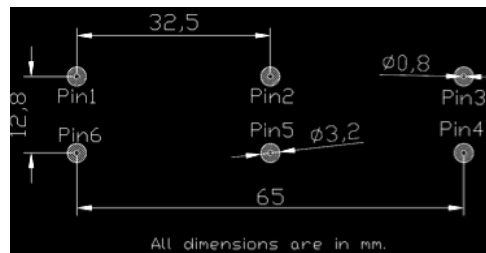
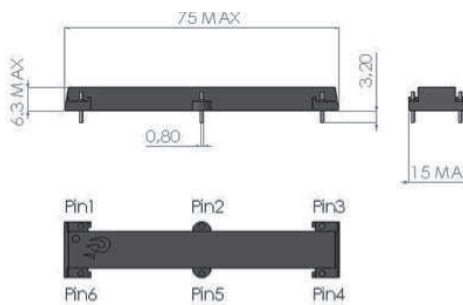


Electrical Diagram



L: Ferrite core coil inductance
 C: Tuning internal capacitor C0G
 Z: External impedance

Dimensions and recommended pin layout



Electrical specifications

P/N	L (mH)	Cres (nF)	Tuning	Q	SRF (MHz)
RCA-TH-60A	2.10±5%	3.3±1%	60±3%	>120	>0.5
RCA-TH-77A	1.25±5%	3.3±1%	77.5±3%	>120	>0.5