

PM SERIES

Common mode chokes with Ferrite cores

Features

- Nominal current in each winding (I): from 0,4A to 6,3A.
- Nominal inductance (L): from 0,5mH to 40mH.
- Rated voltage: 440Vac.
- Test voltage: 1,8kVac winding to winding.
- Ambient temperature: -40°C to +50°C.
- Storage temperature: from -40°C to +120°C.
- Plastic case: UL 94V-0.
- Potting resin: UL94V-0.
- According to UL1283.



Electrical specifications

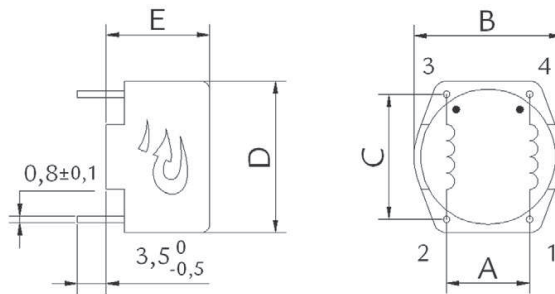
Code	I_{AC} (A)	L (mH) at 10kHz +50% / -30%	IZI (Ω) at 100kHz typical	R_{dc} (m Ω) maximum	Case
PM400-04HA	0,4	2x40	70000	2x1200	HA
PM6R8-12HA	1,2	2x6.8	5000	2x200	HA
PM3R3-15HA	1,5	2x3.3	2000	2x110	HA
PM0R7-40HA	4	2x0.7	500	2x16	HA
PM400-06HB	0,6	2x40	400000	2x1000	HB
PM200-10HB	1	2x20	30000	2x360	HB
PM6R0-20HB	2	2x6.0	5000	2x100	HB
PM1R5-40HB	4	2x1.5	1000	2x28	HB
PM0R6-63HB	6,3	2x0.6	300	2x13	HB
PM4R0-05VA	0,5	2x4.0	3000	2x500	VA
PM2R0-09VA	0,9	2x2.0	1600	2x240	VA
PM0R5-20VA	2	2x0.5	400	2x50	VA
PM4R0-05VB	0,5	2x4.0	3000	2x500	VB
PM2R0-09VB	0,9	2x2.0	1600	2x240	VB
PM0R5-20VB	2	2x0.5	400	2x50	VB
PM110-06VC	0,6	2x11	10000	2x600	VC
PM4R0-10VC	1	2x4.0	4000	2x250	VC
PM1R0-20VC	2	2x1.0	900	2x65	VC
PM200-10VD	1	2x20	20000	2x500	VD
PM6R0-20VD	2	2x6.0	5000	2x150	VD
PM1R5-40VD	4	2x1.5	1200	2x36	VD
PM0R6-63VD	6,3	2x0.6	500	2x15	VD
PM500-06VE	0,6	2x50	200000	2x1200	VF
PM330-10VE	1	2x33	70000	2x700	VF
PM270-14VE	1,4	2x27	30000	2x470	VF
PM6R8-20VE	2	2x6.8	5000	2x150	VF
PM3R3-40VE	4	2x3.3	3000	2x58	VF
PM2R0-60VE	6	2x2.0	1600	2x24	VF

PM SERIES

Common mode chokes with Ferrite cores

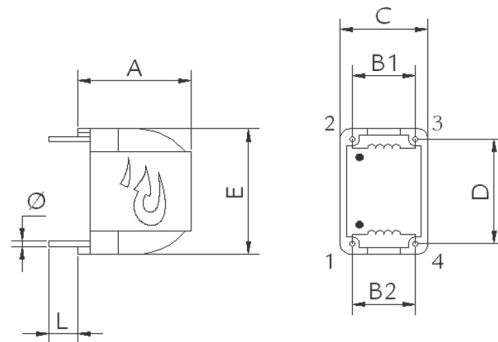
Common Mode Chokes

Dimensions (in mm)



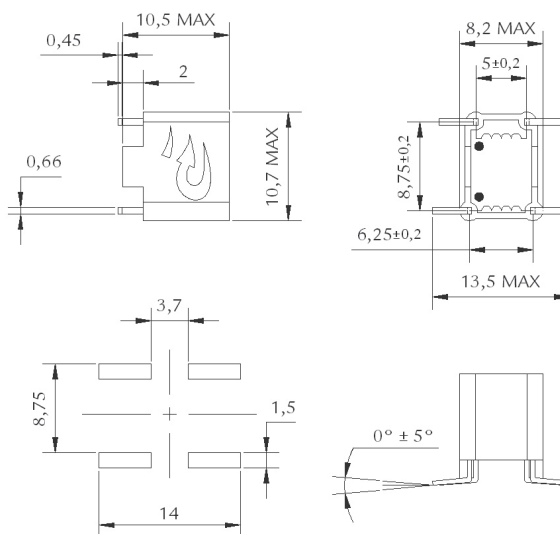
PM-H SERIES

Code	A ±0,2	B MAX	C ±0,2	D MAX	E ±0,2
PM-HA	10	17,8	15	18,2	12,4
PM-HB	15	28	25	28	28



PM-V SERIES

Code	A MAX	B1 ±0,2	B2 ±0,2	C MAX	D ±0,2	E MAX	Ø PIN ±0,1	L PIN +0/-0,5
PM-VA	10,5	5	6,25	8,2	8,75	10,7	0,6	3,5
PM-VC	13,5	7,5	7,5	10,5	12,5	15	0,6	3,5
PM-VD	24	10	10	13	20	23	0,8	3,5
PM-VE	32	15	15	18	12,5	32	0,8	5

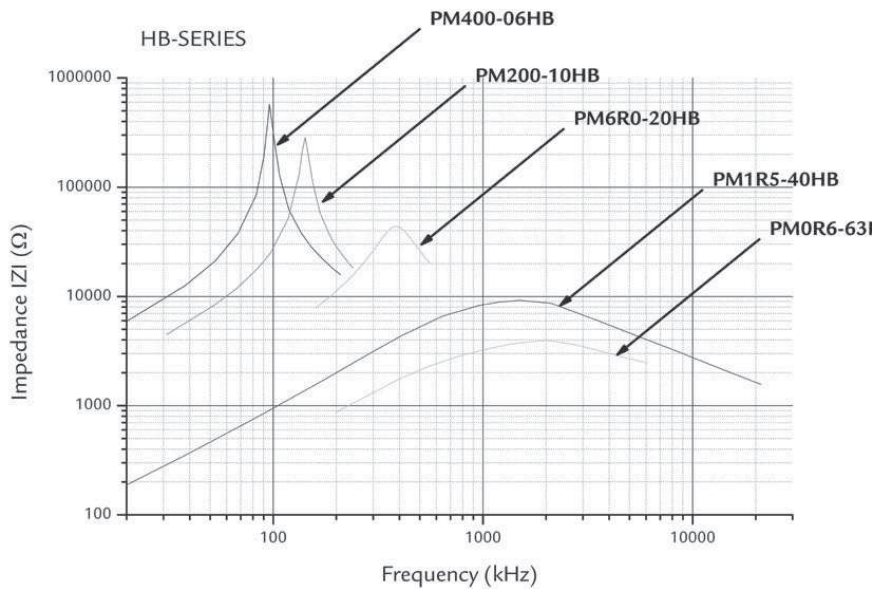
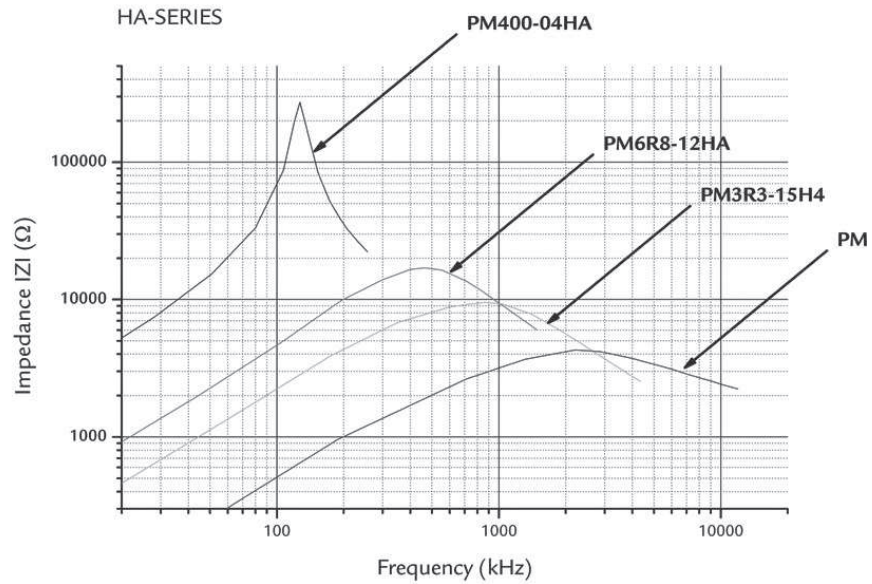


PM-VB SERIES

PM SERIES

Common mode chokes with Ferrite cores

Curves: Impedance vs. Frequency



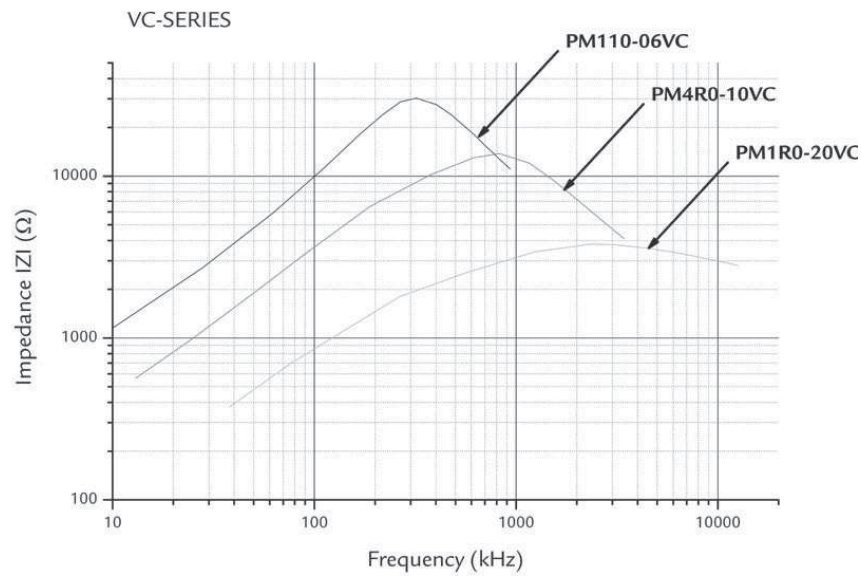
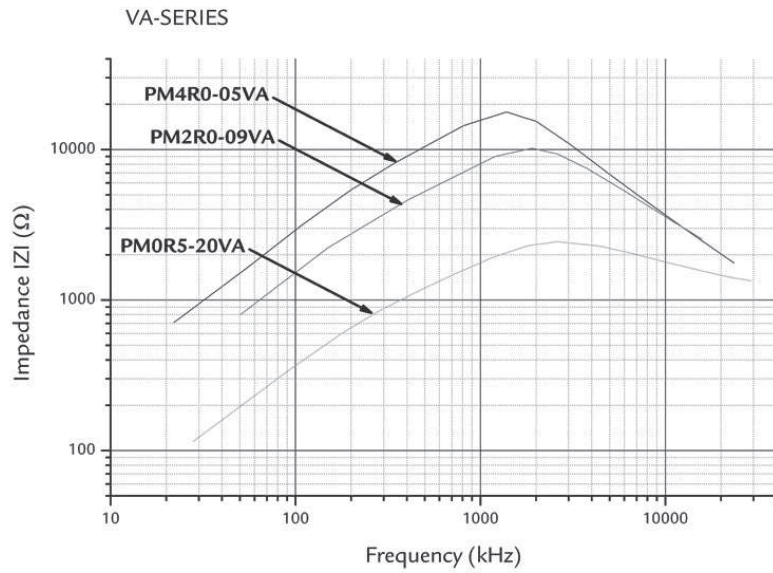
Note:

Impedance measurements have been obtained with both windings in parallel and at ambient temperature.

PM SERIES

Common mode chokes with Ferrite cores

Curves: Impedance vs. Frequency



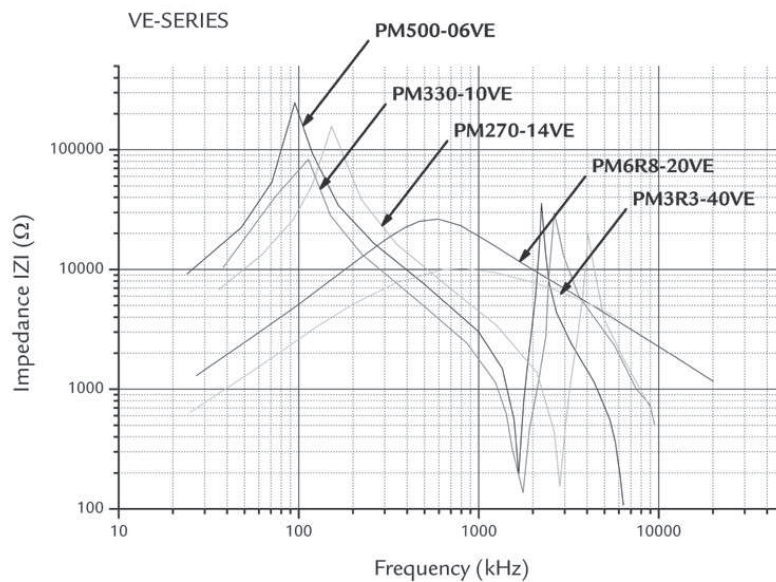
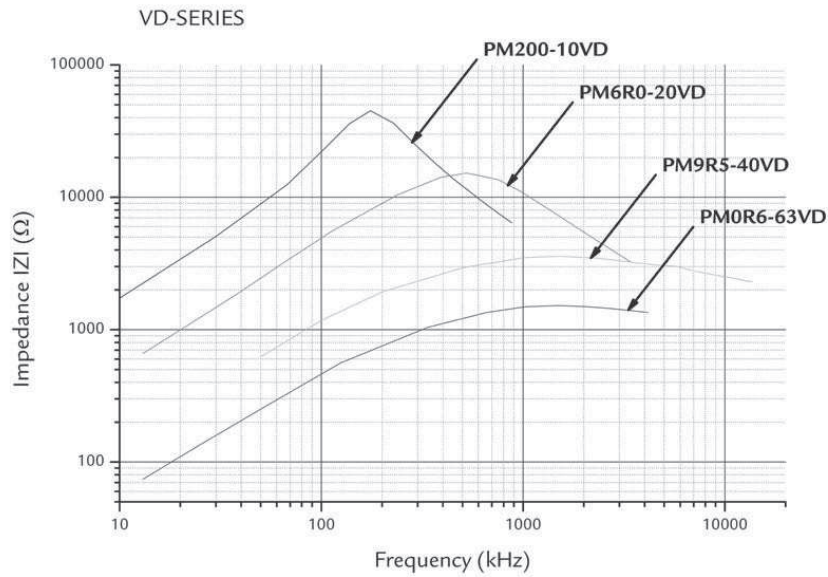
Note:

Impedance measurements have been obtained with both windings in parallel and at ambient temperature.

PM SERIES

Common mode chokes with Ferrite cores

Curves: Impedance vs. Frequency



Note:

Impedance measurements have been obtained with both windings in parallel and at ambient temperature.