


NS SERIES

Third generation of planar transformers

Features

- Designed for high-current telecom power supply applications. (LM5041 – UCC3580).
- Designed with the highest efficiencies in the market.
- Designed with the lowest profiles in the market.
- Three new shapes added to our standard family.
- Designed to offer high power densities along with great reliability and repeatability.
- Designed to provide different output ratings to suit a variety of applications. (LM5030).
- Ideal for use in open loop intermediate bus converter (IBC) and closed loop voltage mode converters (LM5033).
- Designed to meet UL60950/EN60950.
- Winding design under our own unique raw material design system.



Electrical specifications

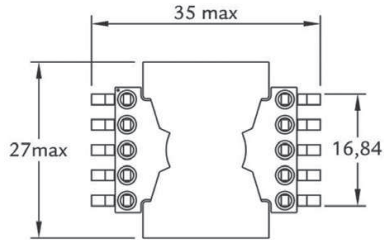
Part Number	Input Voltage Vdc (V)	Output Voltage (V)	Output Current (A)	Power (W)	Frequency (kHz)	Duty cycle	Topology	Inductance	Typ Leakage Inductance (μ H)	Turns Ratio (Pri:Sec)	Max Total losses (W)	Recommended PWM Controller
P018PP1CS1	36-72	3,3	30	100	400	0,45	Push Pull	218 μ H	0,3	9:1	2	LM5030 - NS
P018PP1CS2	36-72	5	7	35	400	0,43	Push Pull	97,2 μ H	0,3	6:1	0,75	LM5030 - NS
P018PP1CS3	36-72	12	5	60	400	0,45	Push Pull	218 μ H	0,3	3:1	1,2	LM5030 - NS
P020FW1CS1	36-72	3,3	30	100	300	0,45	Forward	65 μ H	0,25	6:1	2	UCC3580 - TI
P020PP1CS1	36-72	12	15	180	300	0,45	Push Pull	187,0 μ H	0,25	10:4	3,6	MAX5069-Max
P020HB1CS1	40-60	10	20	200	300	0,45	Half Bridge	46,8 μ H	0,1	5:4	4	LM5033 - NS
P020PP1CS2	36-72	2,5	60	150	300	0,45	Push Pull	1,25mH	0,3	8:1	3	LM5041 - NS
P026PP1CS1	36-72	28,5	11	310	150-220	0,48	Push Pull	155,0 μ H	0,3	1:1	2	LM5035 - NS

NS SERIES

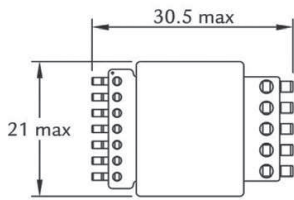
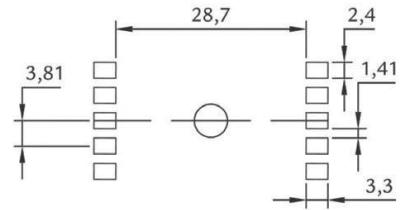
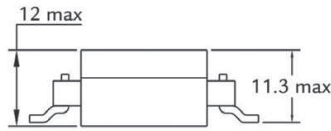
Third generation of planar transformers

Planar Transformers

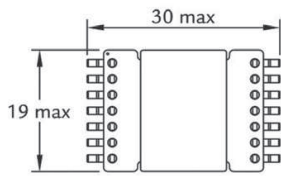
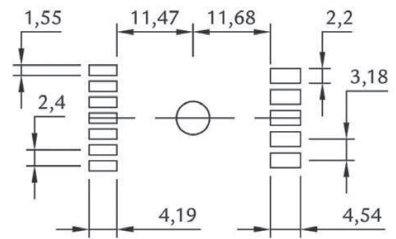
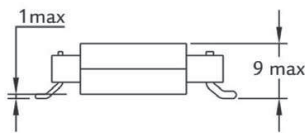
Dimensions



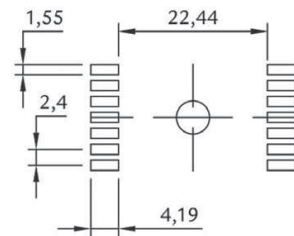
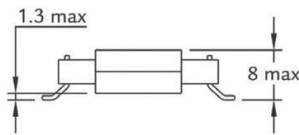
PØ26 NS Series



PØ20 NS Series

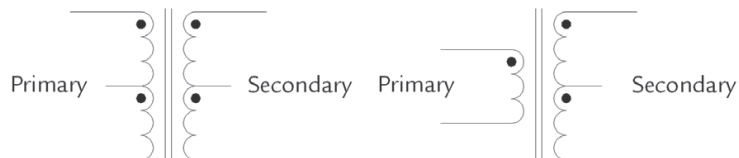


PØ18 NS Series



Recommended PCB layout

Schematics



PUSH PULL

HALF BRIDGE



FORWARD