

# KGEA-SMD

Keyless go emitter antenna smd 75x15x6.3mm (33 μH - 500 μH)

PKE emitter antennas

## Characteristics

This emitter antenna is specifically designed for applications in which it is necessary to get a big read range with a minimum size on PCB in low frequency base stations.

It is a perfect solution to be used in vehicles passive entry applications (PE, passive entry) or TPMS (Tire Pressure Monitoring system).

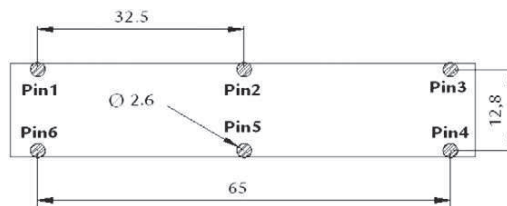
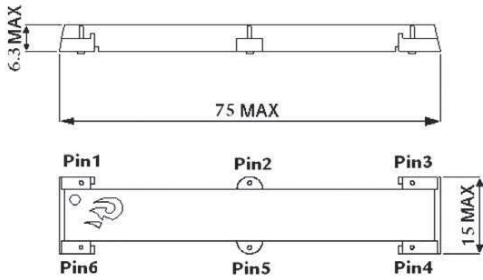
It has **75mm x 15mm x 6.3mm** for SMD assembly. The module antenna is formed only by ferrite core wound inside of a plastic housing and it filled with resin of polyurethane.



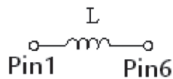
- High reading distance with minimum size.
- Designed for a range of working frequency LF (20kHz, 125kHz and 134,2kHz).
- Antenna current. Max. 4 App, Duty 30%
- High stability in temperature (- 40°C to +85°C).
- SMD mounting and customer inductance value under demand.

## Dimensions and Pad layout

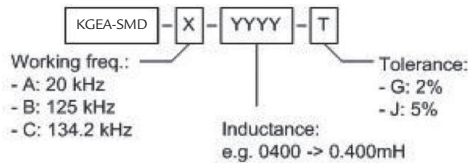
All dimensions are in mm



## Electrical diagram



## Nomenclature description



## Electrical specifications

P/N	L (mH)	Cres (nF)	Q	SRF (MHz)	Freq. (kHz)
KGEA-SMD-B-0108J	0.108	15,00	>110	>3	125@
KGEA-SMD-B-0162J	0.162	10,00	>125	>3	125@
KGEA-SMD-B-0240J	0.240	6,8	>125	>3	125@
KGEA-SMD-B-0345J	0.345	4,7	>125	>3	125@
KGEA-SMD-B-0500J	0.500	3,3	>125	>3	125@
KGEA-SMD-C-0030J	0.030	47,00	>75	>3	134,2@
KGEA-SMD-C-0141J	0.141	10,00	>125	>3	134,2@
KGEA-SMD-C-0207J	0.207	6,8	>130	>3	134,2@
KGEA-SMD-C-0300J	0.300	4,7	>130	>3	134,2@
KGEA-SMD-C-0426J	0.426	3,3	>130	>3	134,2@

Tolerance J=5%.

This chart is a reference guide for the most common required values at working frequency of 20 kHz, 125 kHz or 134.2 kHz. Any other inductance value at LF or tighter tolerances can be provided. Please contact our sales department for any inquiry. Sensitivity measured with Helmholtz coils H=8.36 App/m @125 kHz. Contact us for measurement specification.