



Customer	Customer Ref.	Description Storage Choke 1400 μ H/ 40A			
Project Ref	Prototype Ref.	Ordering Code HEC-1400-26	Date 02/02/10	Edition 1	Page 1/5

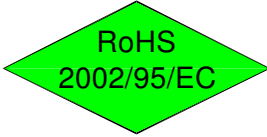


Technical Specification

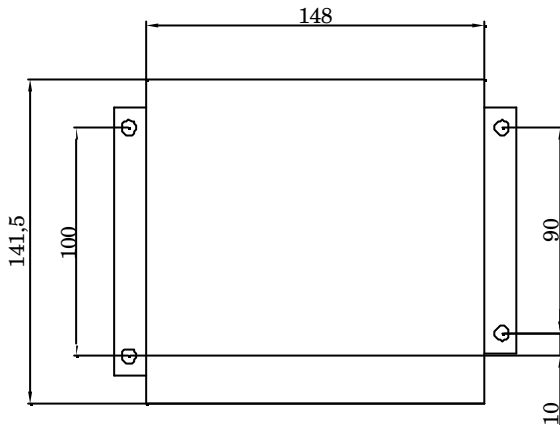
Storage Choke 1400 μ H/ 40A



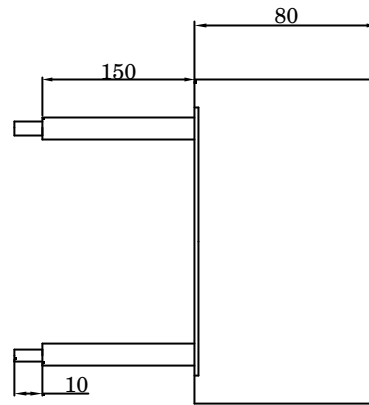
Customer	Customer Ref.	Description Storage Choke 1400 μ H/ 40A			
Project Ref	Prototype Ref.	Ordering Code HEC-1400-26	Date 02/02/10	Edition 1	Page 2/5



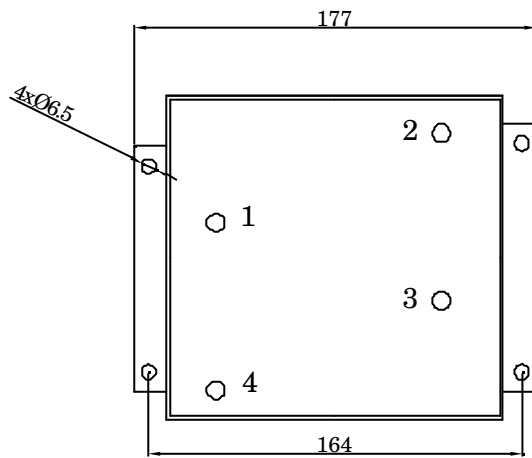
1.- Dimensions



Top View



Side View



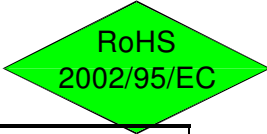
Bottom View (Wire Side)

Notes.

- Otherwise tolerance ± 1 mm
- Outputs cables AWG10 (UL1015). Tolerance of output cables ± 5 mm
- Potting Part



Customer	Customer Ref.	Description Storage Choke 1400µH/ 40A			
Project Ref	Prototype Ref.	Ordering Code HEC-1400-26	Date 02/02/10	Edition 1	Page 3/5



2.- Electrical Parameters

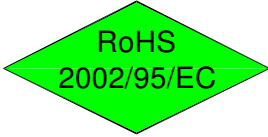
Application	Storage Choke
Inductance (B1+B2)	1400µH ±10 %
Fundamental Frequency	50-60Hz
Ripple Frequency	16kHz
Nominal Current	26 A _{RMS}
Ripple current peak topeak	9A
Maximum Peak Current	41.3A (inductance inside tolerance)
DC Resistance ** (at 25 °C)	33 mΩ (Maximum value)
Estimated Losses (25°C) (Copper + Core*)	< 28 W (I _{RMS} = 26A/ 16kHz)
Resonant frequency**	> 1MHz
B1 to box surface	6000 V _{AC}
B2 to box surface	6000 V _{AC}
B1 to B2	2500 V _{AC}
Materials Thermal Class	B (130°C)
Temperature Rise	< 35 °C
Operating Temperature	- 20 to 85 °C
Storage Temperature	- 40 to 130°C

Notes.

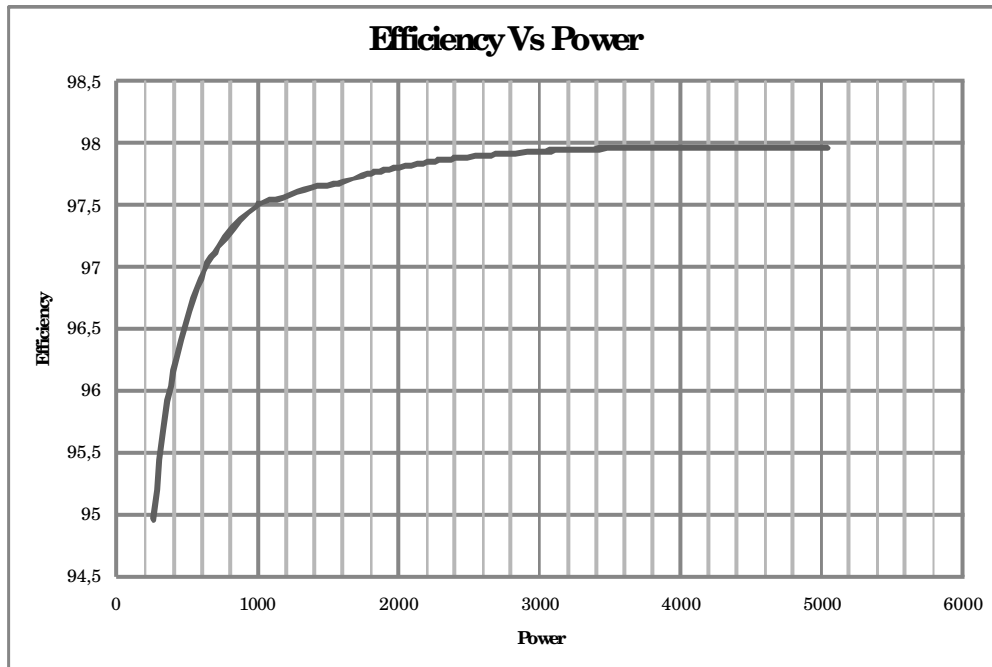
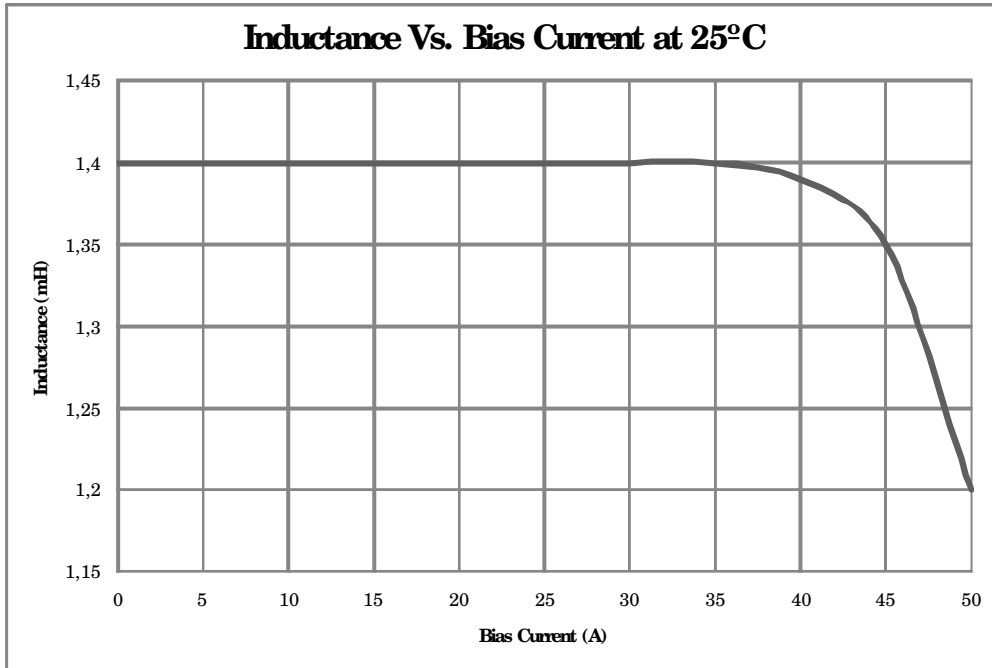
- *Core losses have been estimated taking into account hysteresis and eddy losses.
- ** This data will be confirmed with the construction of first prototypes.



Customer	Customer Ref.	Description Storage Choke 1400 μ H/ 40A			
Project Ref	Prototype Ref.	Ordering Code HEC-1400-26	Date 02/02/10	Edition 1	Page 4/5



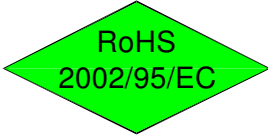
3.- Electrical characteristics



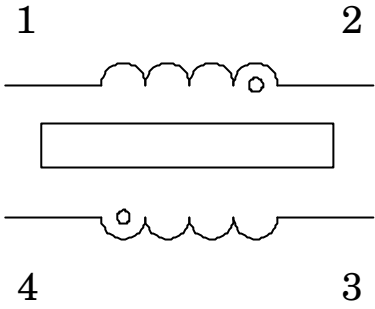
Notes:
- Theoretical Graphics



Customer	Customer Ref.	Description Storage Choke 1400 μ H/ 40A			
Project Ref	Prototype Ref.	Ordering Code HEC-1400-26	Date 02/02/10	Edition 1	Page 5/5



4.- Electrical diagram



5.- Marking

- The Choke is marked on top box as follows



XX: Week
YY: Year

6.- Packaging

- Antiestatic trays