

# FVNSB

## Three Phase + Neutral Filters for Industrial Applications

### General Specifications

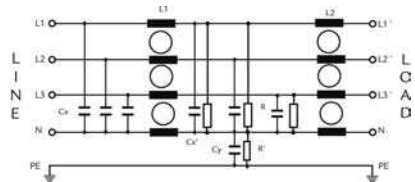
- Maximum operating voltage: 520 Vac
- Operating frequency: DC – 60Hz
- Hipot test voltage:  
L/N->PE: 2750 Vdc 2s  
L->N: 2250 Vdc 2s
- Application class: HPF Acc. TO DIN 40040  
(-25°C/+85°C/95% RH, 30d)
- Flammability class: UL 94 V2



### Three Phase One stage

For Industrial machinery units  
Compact size with Neutral Line

### Electrical schematic



### Product List

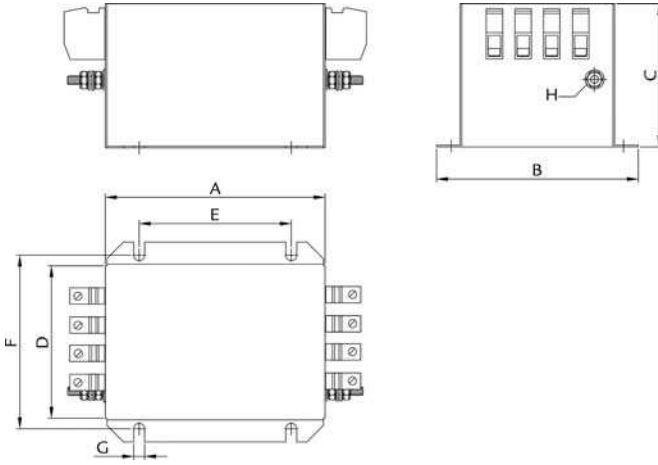
Type	Rated Current (A) @ 50 °c	Leakage Current (mA)	Power Losses (W)	Connection	Weight (Kg)
FVNSB-008B	8	<1	2,7	Terminal block 4 mm <sup>2</sup> / AWG 10	0,8
FVNSB-016B	16	<1	6	Terminal block 4 mm <sup>2</sup> / AWG 10	0,8
FVNSB-025B	25	<1	11,6	Terminal block 10 mm <sup>2</sup> / AWG 6	1,3
FVNSB-036B	36	<1	14,8	Terminal block 10 mm <sup>2</sup> / AWG 6	1,6
FVNSB-064B	64	<1	18,4	Terminal block 25 mm <sup>2</sup> / AWG 2	2,7
FVNSB-080B	80	<1	18,9	Terminal block 50 mm <sup>2</sup> / AWG 0	4,1
FVNSB-120B	120	<1	28,5	Terminal block 50 mm <sup>2</sup> / AWG 0	5,9
FVNSB-160B	160	<1	30,7	Terminal block 95 mm <sup>2</sup> / AWG 000	7,9
FVNSB-200B	200	<1	46,8	Terminal block 95 mm <sup>2</sup> / AWG 000	8,5

# FVNSB

## Three Phase + Neutral Filters for Industrial Applications

RFI Power Line Filters

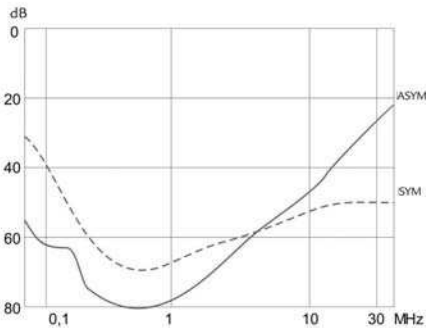
Mechanical dimensions (mm)



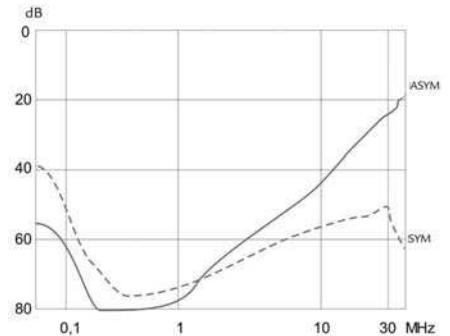
	8 A	16 A	25 A	36 A	64 A	80 A	120 A	160 A	200 A
<b>A</b>	120	120	130	130	160	230	250	280	280
<b>B</b>	143	143	153	153	153	163	170	170	170
<b>C</b>	80	80	115	115	125	125	140	170	170
<b>D</b>	115	115	125	125	125	135	140	140	140
<b>E</b>	80	80	90	90	100	120	200	230	230
<b>F</b>	127.5	127.5	137.5	137.5	137.5	147.5	153.5	153.5	153.5
<b>G</b>	6.5	6.5	6.5	6.5	6.5	6.5	6.5	6.5	6.5
<b>H</b>	M6	M6	M6	M6	M10	M10	M10	M10	M10

Insertion Loss ——— ASYM  
 ——— SYM

8 & 16A



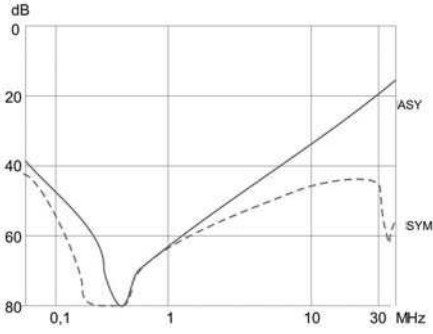
25 & 36A



# FVNSB

## Three Phase + Neutral Filters for Industrial Applications

64 ~ 120A



160 & 200 A

