

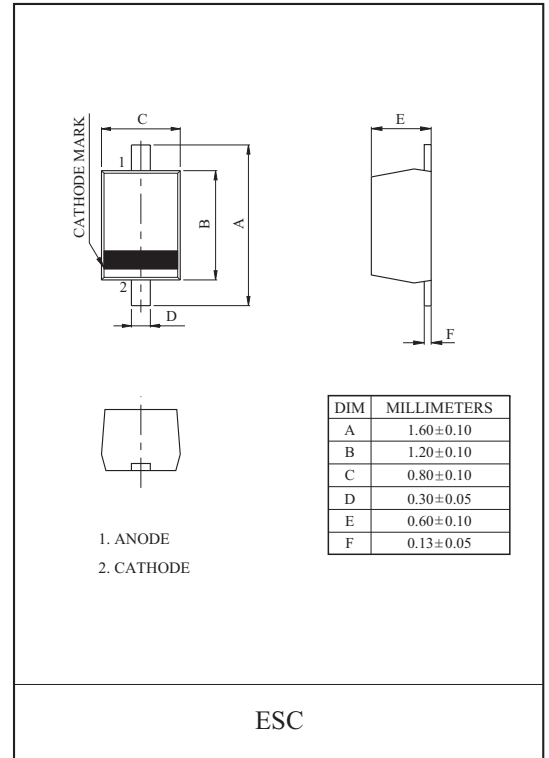
TV TUNING.

#### FEATURES

- High Capacitance Ratio
- Low Series Resistance

#### MAXIMUM RATING (Ta=25 °C)

CHARACTERISTIC	SYMBOL	RATING	UNIT
Reverse Voltage	V <sub>R</sub>	32	V
Junction Temperature	T <sub>j</sub>	125	°C
Storage Temperature Range	T <sub>stg</sub>	-55~125	°C



Marking

Type Name



#### ELECTRICAL CHARACTERISTICS (Ta=25 °C)

CHARACTERISTIC	SYMBOL	TEST CONDITION	MIN.	TYP.	MAX.	UNIT
Reverse Current	I <sub>R</sub>	V <sub>R</sub> =32V	-	-	10	nA
Capacitance	C <sub>1V</sub>	V <sub>R</sub> =1V, f=1MHz	19.0	-	21.0	pF
	C <sub>2V</sub>	V <sub>R</sub> =2V, f=1MHz	-	15.0	-	pF
	C <sub>25V</sub>	V <sub>R</sub> =25V, f=1MHz	-	2.1	-	pF
	C <sub>28V</sub>	V <sub>R</sub> =28V, f=1MHz	1.75	-	2.15	pF
Capacitance Ratio	C <sub>1V</sub> /C <sub>28V</sub>	-	9.2	10	-	-
	C <sub>1V</sub> /C <sub>2V</sub>	-	1.2	-	-	-
	C <sub>25V</sub> /C <sub>28V</sub>	-	1.035	1.045	-	-
Series Resistance	r <sub>s</sub>	V <sub>R</sub> =5V, f=470MHz	-	-	0.7	Ω

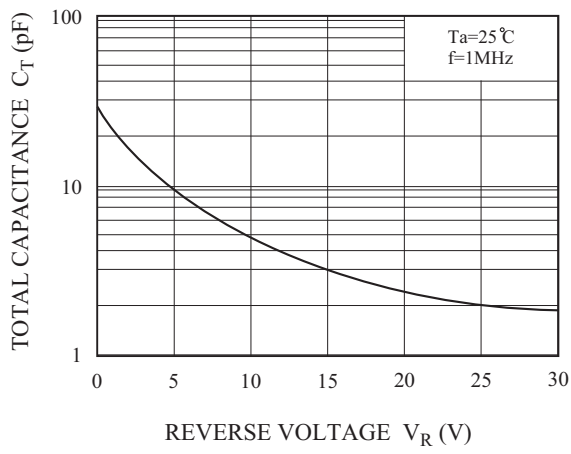
Note : Available in matched group for capacitance to 2.0%.

$$\frac{C(\text{Max.})-C(\text{Min.})}{C(\text{Min.})} \leq 0.02$$

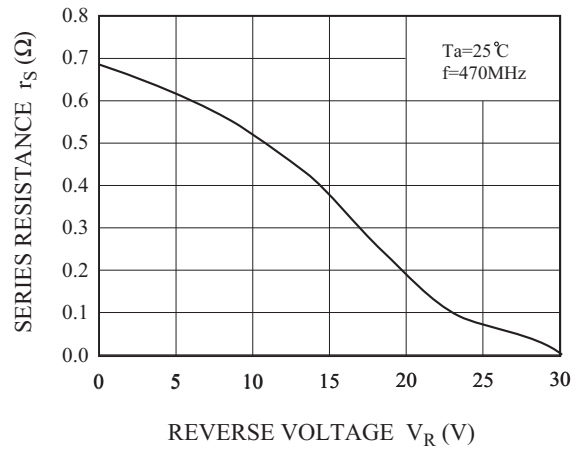
$$(V_R=1\sim 28V)$$

# KDV216E

$C_T - V_R$



$r_S - V_R$



$I_R - V_R$

