

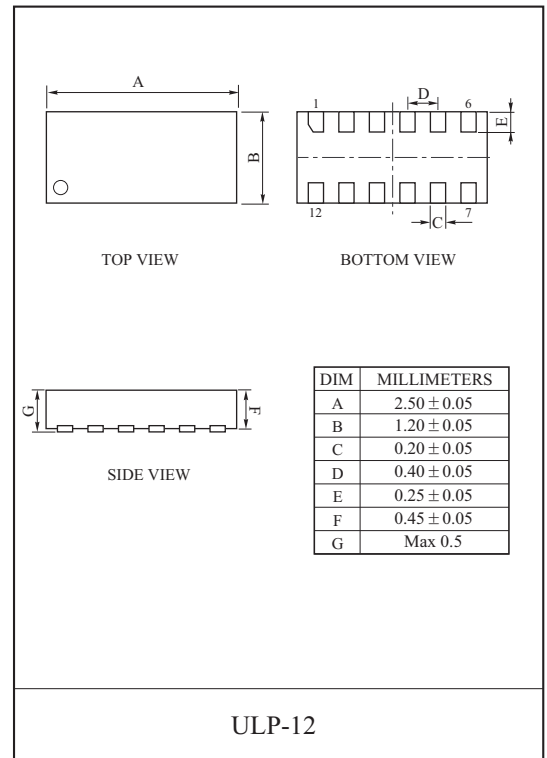
For antenna switches in mobile applications.

#### FEATURES

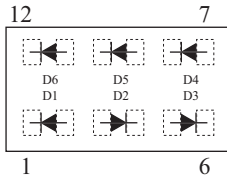
- Array type pin (6 Diode in one package : KDV144F)
- Low Capacitance
- Low Series resistance
- Low Harmonic Distortion

#### MAXIMUM RATING (Ta=25 °C)

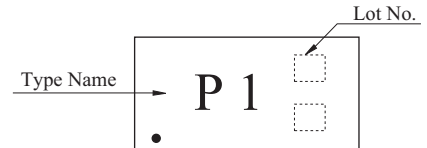
CHARACTERISTIC	SYMBOL	RATING	UNIT
Reverse Voltage	$V_R$	30	V
Forward Current	$I_F$	100	mA
Junction Temperature	$T_j$	150	°C
Storage Temperature Range	$T_{stg}$	-55 ~ 150	°C



#### EQUVALENT CIRCUIT (TOP VIEW)



#### Marking



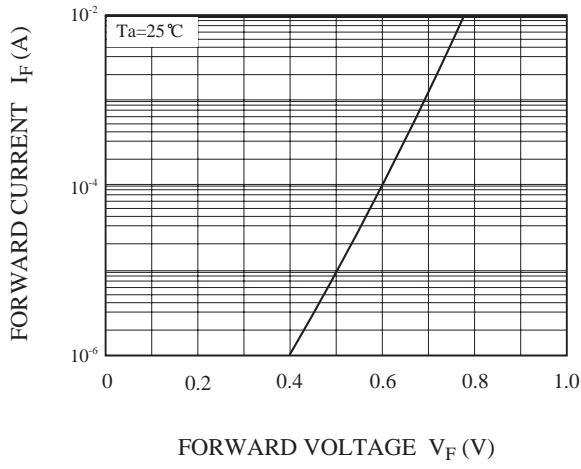
#### ELECTRICAL CHARACTERISTICS (Ta=25 °C)

CHARACTERISTIC	SYMBOL	TEST CONDITION	MIN.	TYP.	MAX.	UNIT
Reverse Current	$I_R$	$V_R=30V$	-	-	0.1	$\mu A$
Forward Voltage	$V_F$	$I_F=10mA$	-	-	1.0	V
Total Capacitance	$C_T$	$V_R=1V, f=1MHz$	-	-	0.35	pF
Series Resistance	$r_s$	$I_F=10mA, f=100MHz$	-	-	1.3	$\Omega$
ESD-Capability *	-	C=200pF, R=0 $\Omega$ , Both forward and reverse direction 1 pulse	100	-	-	V

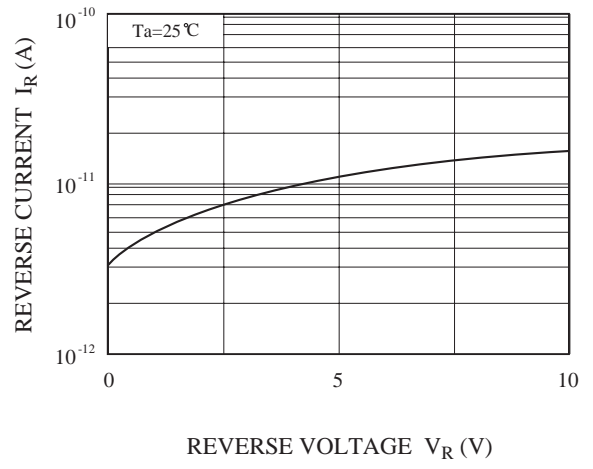
\* Failure criterion :  $I_R > 100nA$  at  $V_R=30V$ .

# KDP621UL

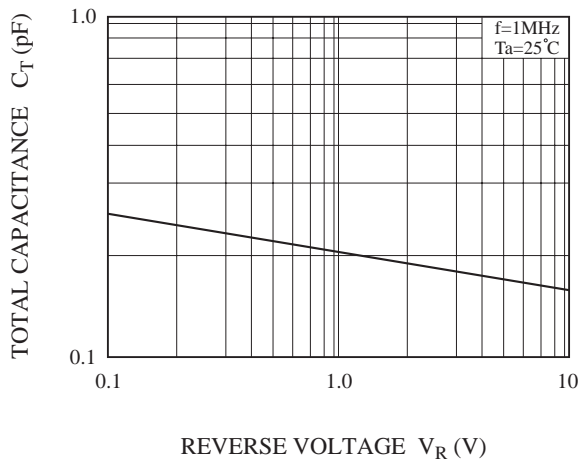
$I_F - V_F$



$I_R - V_R$



$C_T - V_R$



$r_s - I_F$

