

HIGH CURRENT APPLICATION
CAMERA STROBO (For Electronic Flash Unit)

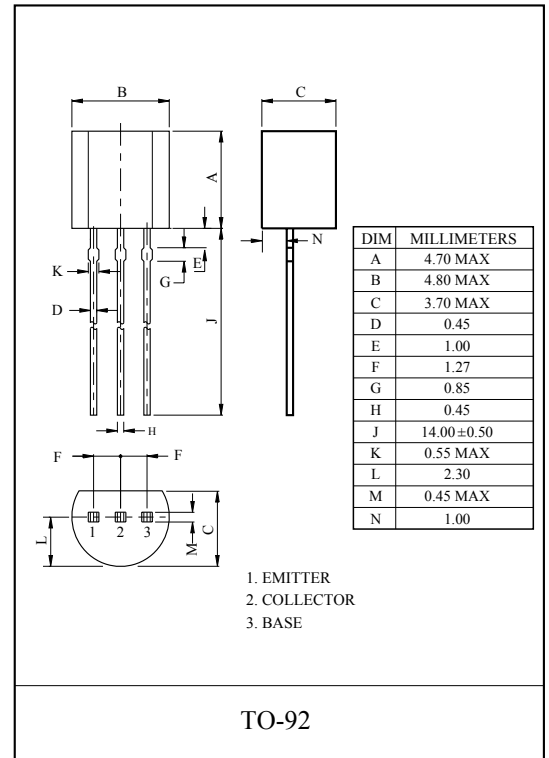
FEATURES

- Low $V_{CE(SAT)}$
- High Performance at Low Supply Voltage.

MAXIMUM RATING (Ta=25°C)

CHARACTERISTIC		SYMBOL	RATING	UNIT
Collector-Base Voltage		V_{CBO}	40	V
Collector-Emitter Voltage		V_{CEO}	20	V
Emitter-Base Voltage		V_{EBO}	7	V
Collector Current	DC	I_C	5	A
	Pulse (Note1)	I_{CP}	8	
Collector Power Dissipation		P_C	625	mW
Junction Temperature		T_j	150	°C
Storage Temperature Range		T_{stg}	-55 ~ 150	°C

Note 1: Pulse Width $\leq 100\text{mS}$, Duty Cycle $\leq 30\%$

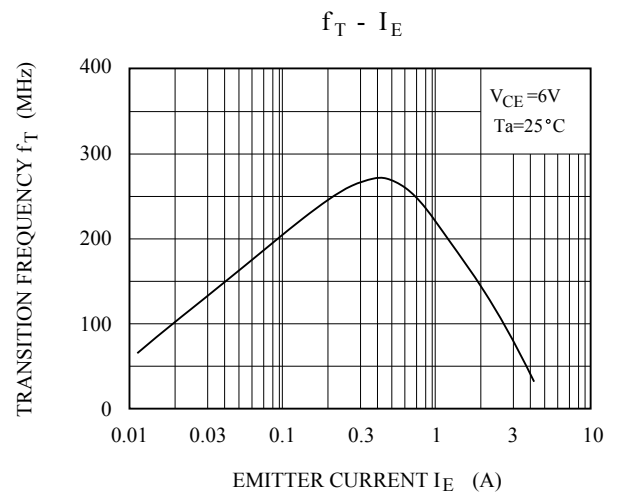
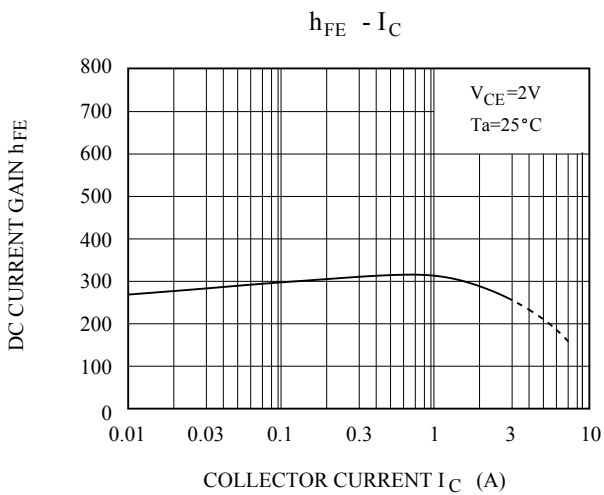
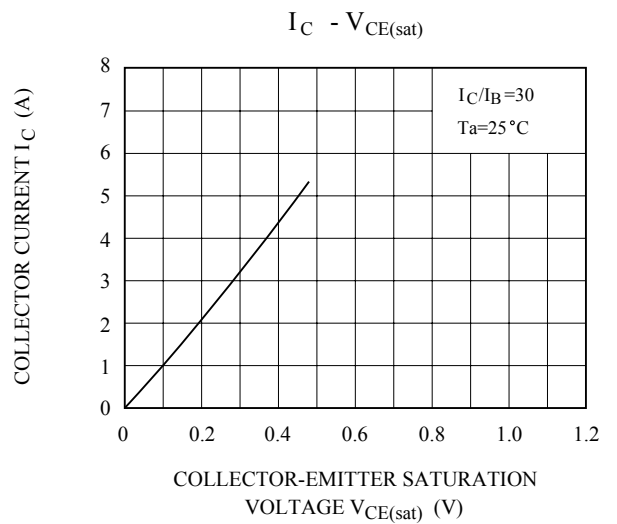
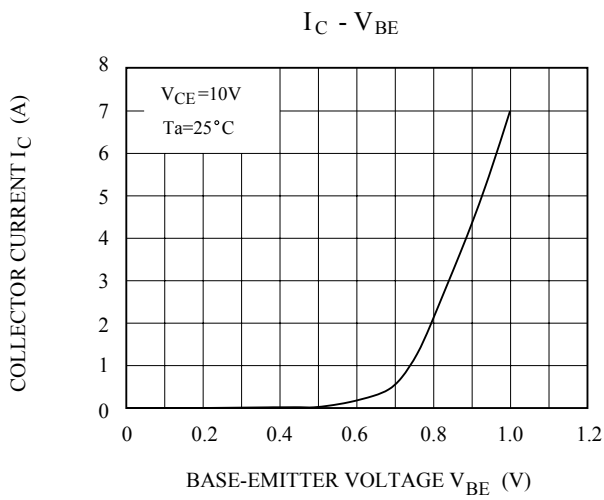
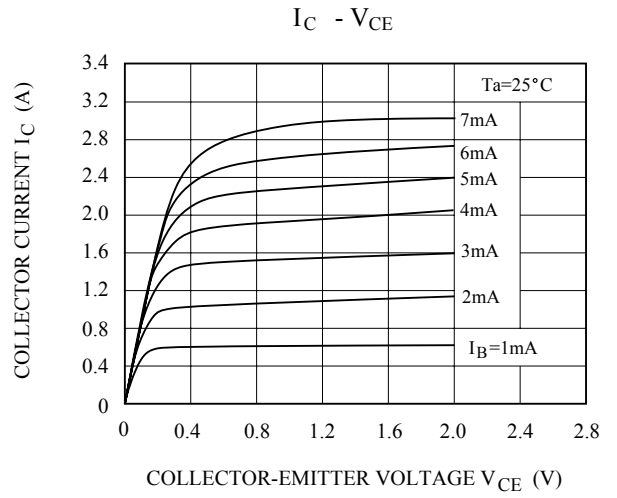
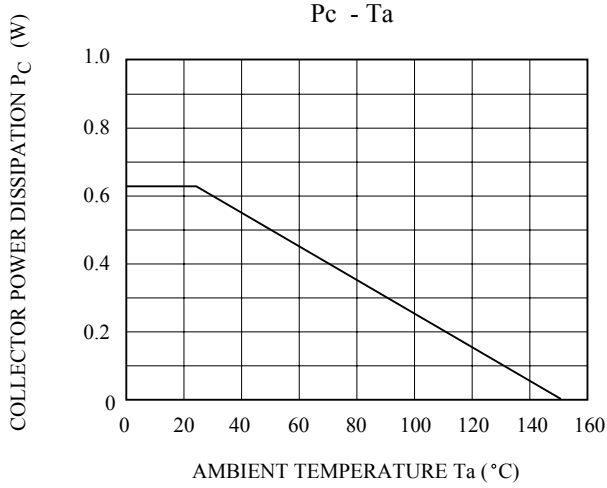


ELECTRICAL CHARACTERISTICS (Ta=25°C)

CHARACTERISTIC	SYMBOL	TEST CONDITION	MIN.	TYP.	MAX.	UNIT
Collector Base Breakdown Voltage	$V_{(BR)CBO}$	$I_C=100\mu A, I_E=0$	40	-	-	V
Collector Emitter Breakdown Voltage	$V_{(BR)CEO}$	$I_C=1\text{mA}, I_B=0$	20	-	-	V
Emitter Base Breakdown Voltage	$V_{(BR)EBO}$	$I_E=10\mu A, I_C=0$	7	-	-	V
Collector Cutoff Current	I_{CBO}	$V_{CB}=20\text{V}, I_E=0$	-	-	100	nA
Emitter Cutoff Current	I_{EBO}	$V_{EB}=7\text{V}, I_C=0$	-	-	100	nA
DC Current Gain	$h_{FE(1)}$ (Note1)	$V_{CE}=2\text{V}, I_C=0.5\text{A}$	120	-	700	
	$h_{FE(2)}$	$V_{CE}=2\text{V}, I_C=2\text{A}$	100	-	-	
Collector-Emitter Saturation Voltage	$V_{CE(sat)}$	$I_C=3\text{A}, I_B=60\text{mA(Pulse)}$	-	-	0.4	V
Transition Frequency	f_T	$V_{CE}=6\text{V}, I_C=50\text{mA}$	20	100	-	MHz
Collector Output Capacitance	C_{ob}	$V_{CB}=20\text{V}, f=1\text{MHz}, I_E=0$	-	-	50	pF

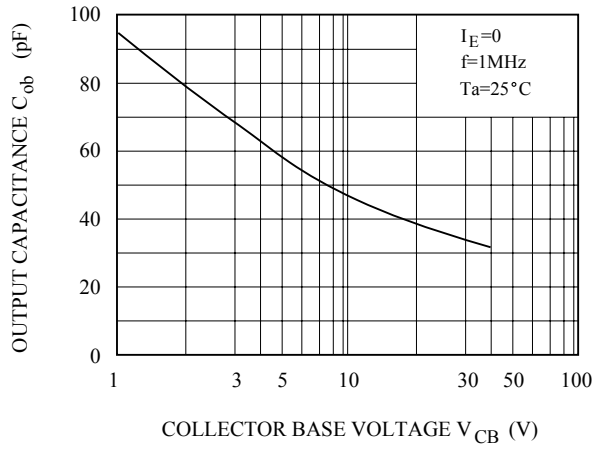
Note1) : $h_{FE(1)}$ Classification O:120 ~ 240, Y:200 ~ 400, GR:350 ~ 700

KTD1146



KTD1146

$C_{ob} - V_{CB}$



SAFE OPERATION AREA

