

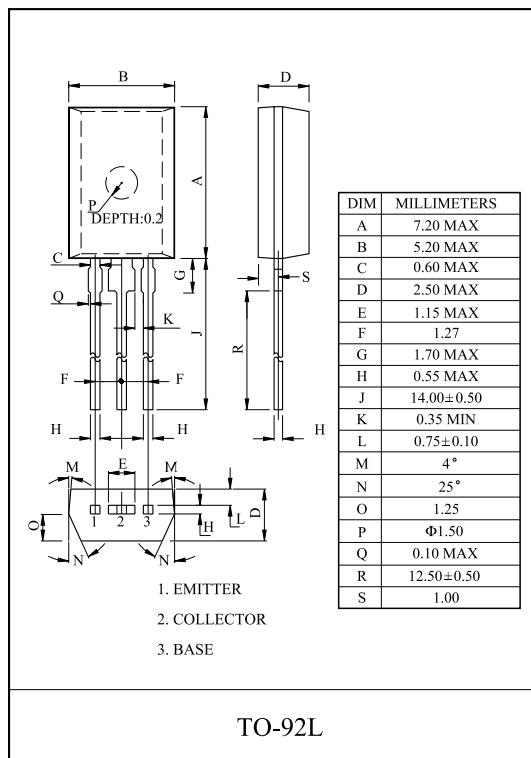
HIGH CURRENT APPLICATION.

FEATURES

- High DC Current Gain
: $h_{FE}=800 \sim 3200$ ($V_{CE}=5.0V, I_C=300mA$).
- Wide Area of Safe Operation.
- Low Collector Saturation Voltage.
: $V_{CE(sat)}=0.17V$ ($I_C=500mA, I_B=5.0mA$).

MAXIMUM RATING ($T_a=25^\circ C$)

CHARACTERISTIC	SYMBOL	RATING	UNIT
Collector-Base Voltage	V_{CBO}	60	V
Collector-Emitter Voltage	V_{CEO}	50	V
Emitter-Base Voltage	V_{EBO}	8	V
Collector Current	I_C	1.0	A
Base Current	I_B	200	mA
Collector Power Dissipation	P_C	1	W
Junction Temperature	T_j	150	$^\circ C$
Storage Temperature Range	T_{stg}	-55 ~ 150	$^\circ C$



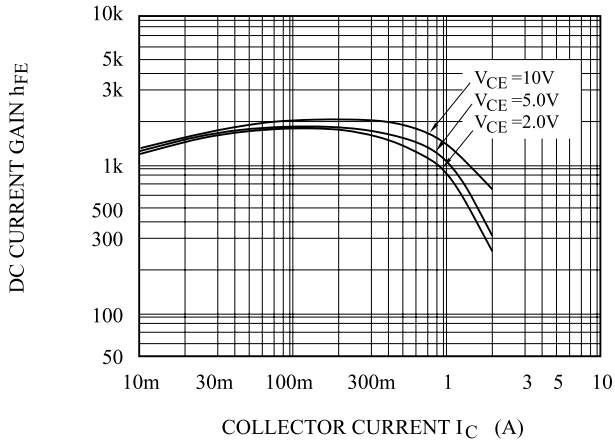
ELECTRICAL CHARACTERISTICS ($T_a=25^\circ C$)

CHARACTERISTIC	SYMBOL	TEST CONDITION	MIN.	TYP.	MAX.	UNIT
Collector Cut-off Current	I_{CBO}	$V_{CB}=60V, I_E=0$	-	-	100	nA
Emitter Cut-off Current	I_{EBO}	$V_{EB}=8V, I_C=0$	-	-	100	nA
DC Current Gain	$h_{FE(1)}$ (Note)	$V_{CE}=5.0V, I_C=300mA$	800	1500	3200	
	$h_{FE(2)}$	$V_{CE}=5.0V, I_C=1.0A$	400	-	-	
Collector-Emitter Saturation Voltage	$V_{CE(sat)}$	$I_C=500mA, I_B=5.0mA$	-	0.17	0.30	V
Base-Emitter Saturation Voltage	$V_{BE(sat)}$	$I_C=500mA, I_B=5.0mA$	-	0.80	1.2	V
Collector Output Capacitance	C_{ob}	$V_{CB}=10V, I_E=0, f=1.0MHz$	-	18	30	pF
Transition Frequency	f_T	$V_{CE}=10V, I_C=500mA$	150	250	-	MHz
Base-Emitter Voltage	V_{BE}	$V_{CE}=5V, I_C=100mA$	-	630	700	mV

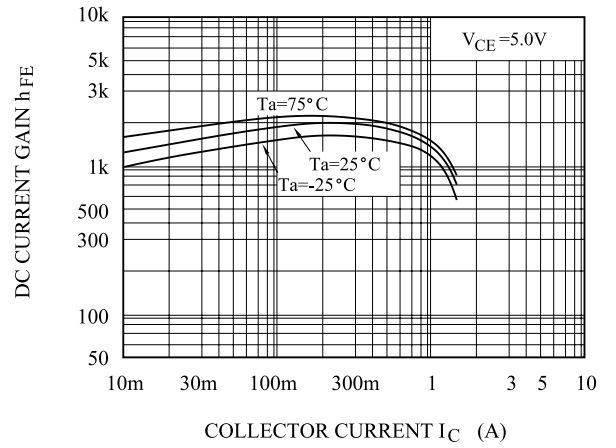
Note: h_{FE} Classification A:800 ~ 1600, B:1200 ~ 2400, C:2000 ~ 3200

KTD1028

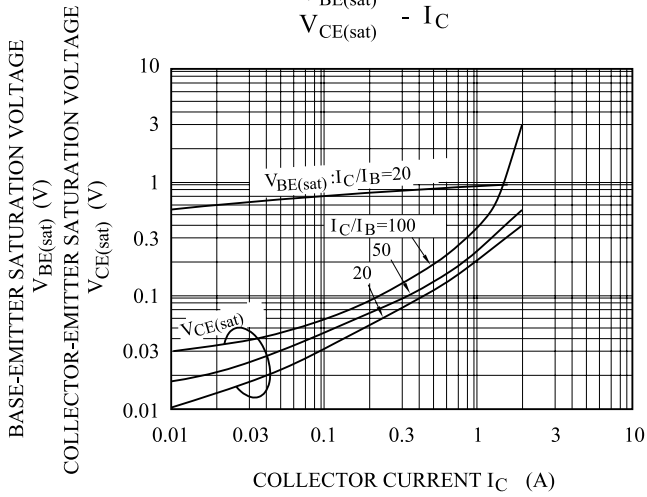
$h_{FE} - I_C$



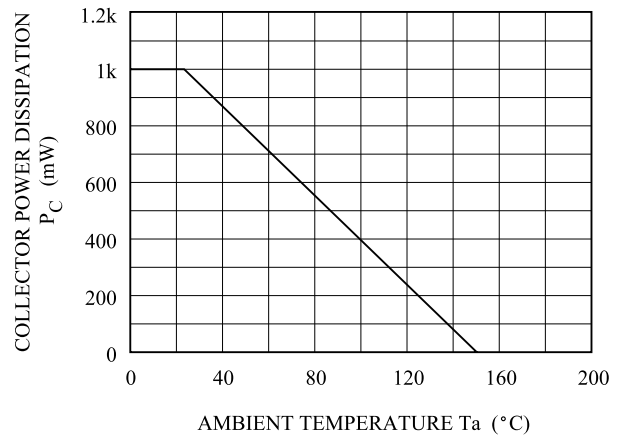
$h_{FE} - I_C$



$V_{BE(sat)}$
 $V_{CE(sat)} - I_C$



$P_C - T_a$



$I_C - V_{CE}$

