

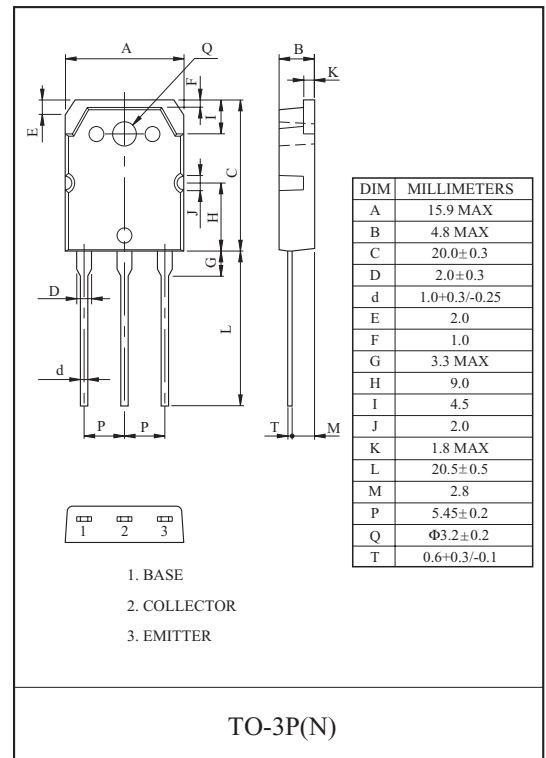
HIGH POWER AMPLIFIER APPLICATION.

FEATURES

- Recommended for 75W Audio Frequency Amplifier Output Stage.
- Complementary to TIP35C.
- $I_{cmax}:-25A$.

MAXIMUM RATING (Ta=25 °C)

| CHARACTERISTIC | SYMBOL | RATING | UNIT |
|---|-----------|-----------|------|
| Collector-Base Voltage | V_{CBO} | -100 | V |
| Collector-Emitter Voltage | V_{CEO} | -100 | V |
| Emitter-Base Voltage | V_{EBO} | -5 | V |
| Collector Current | I_C | -25 | A |
| Base Current | I_B | -5.0 | A |
| Collector Power Dissipation (Tc=25 °C) | P_C | 125 | W |
| Junction Temperature | T_j | 150 | °C |
| Storage Temperature Range | T_{stg} | -55 ~ 150 | °C |



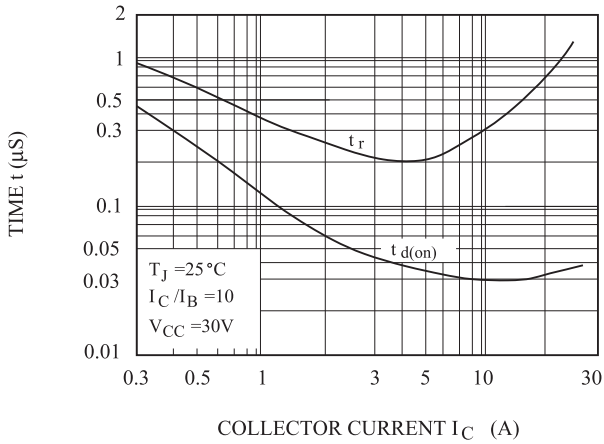
ELECTRICAL CHARACTERISTICS (Ta=25 °C)

| CHARACTERISTIC | SYMBOL | TEST CONDITION | MIN. | TYP. | MAX. | UNIT |
|--------------------------------------|--------------------|-------------------------|------|------|------|---------|
| Collector Cut-off Current | I_{CBO} | $V_{CB}=-100V, I_E=0$ | - | - | -10 | μA |
| Emitter Cut-off Current | I_{EBO} | $V_{EB}=-5V, I_C=0$ | - | - | -10 | μA |
| Collector-emitter Breakdown Voltage | $V_{(BR)CEO}$ | $I_C=-50mA, I_B=0$ | -100 | - | - | V |
| DC Current Gain | $h_{FE(1)}$ (Note) | $V_{CE}=-5V, I_C=-1.5A$ | 55 | - | 160 | V |
| | $h_{FE(2)}$ | $V_{CE}=-4V, I_C=-15A$ | 15 | - | - | |
| Collector-Emitter Saturation Voltage | $V_{CE(sat)(1)}$ | $I_C=-15A, I_B=-1.5A$ | - | - | -1.8 | V |
| | $V_{CE(sat)(2)}$ | $I_C=-25A, I_B=-5.0A$ | - | - | -4.0 | |
| Base-Emitter Voltage | V_{BE} | $V_{CE}=-5V, I_C=-5A$ | - | - | -1.5 | V |
| Transition Frequency | f_T | $V_{CE}=-5V, I_C=-1A$ | 3.0 | - | - | MHz |

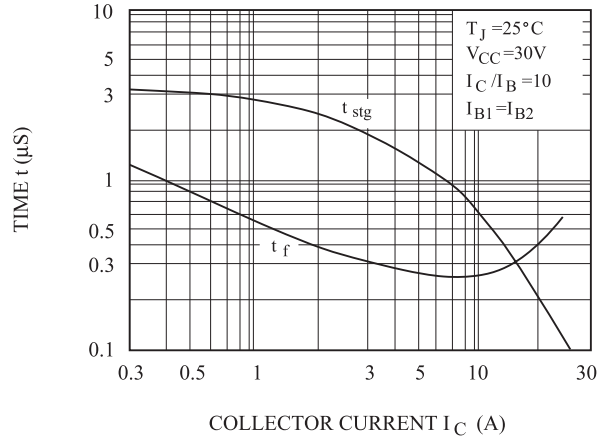
Note : $h_{FE(1)}$ Classification R:55~110, O:80~160

TIP36C

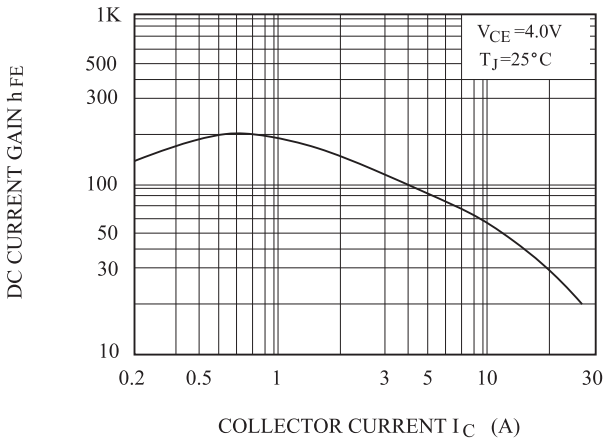
SWITCHING CHARACTERISTICS



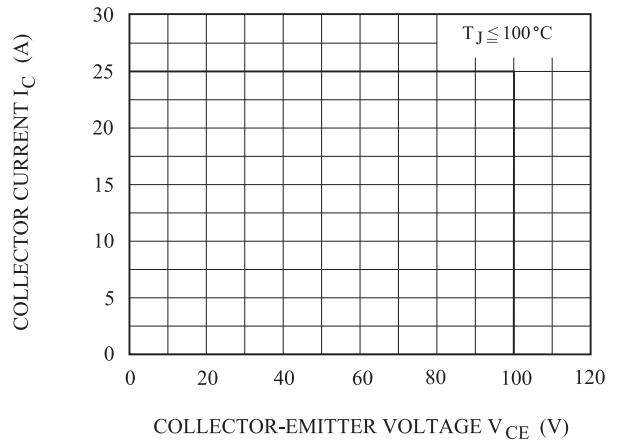
SWITCHING CHARACTERISTICS



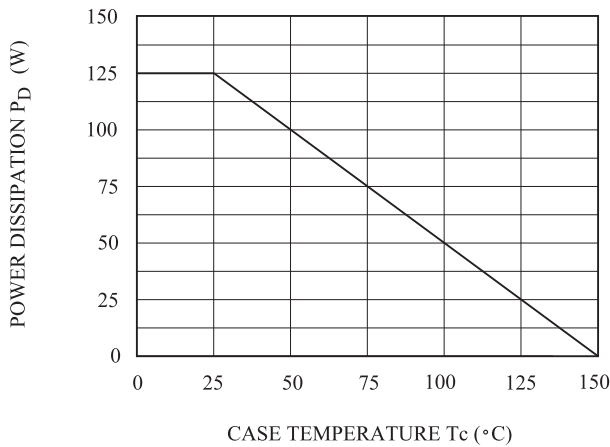
$h_{FE} - I_C$



REVERSE BIAS SAFE OPERATING AREA



$P_D - T_c$



FORWARD BIAS SAFE OPERATING AREA

