

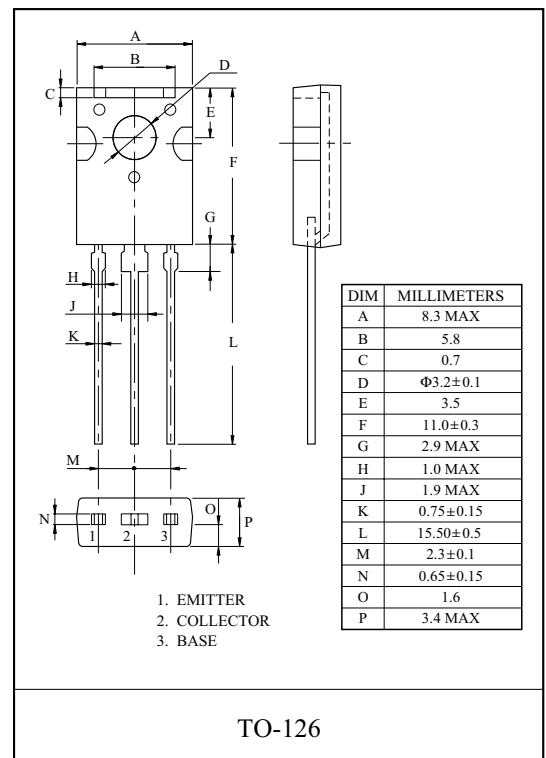
COLOR TV CHROMA OUTPUT AND AUDIO
OUTPUT APPLICATIONS.

FEATURES

- High breakdown voltage : $V_{CE0} \geq 300V$.

MAXIMUM RATING (Ta=25 °C)

CHARACTERISTIC		SYMBOL	RATING	UNIT
Collector-Base Voltage		V_{CBO}	300	V
Collector-Emitter Voltage		V_{CEO}	300	V
Emitter-Base Voltage		V_{EBO}	6	V
Collector Current	DC	I_C	200	mA
	Pulse	I_{CP}	400	
Collector Power Dissipation	Ta=25 °C	P_C	1.5	W
	Tc=25 °C		10	
Junction Temperature		T_j	150	°C
Storage Temperature Range		T_{stg}	-55 ~ 150	°C

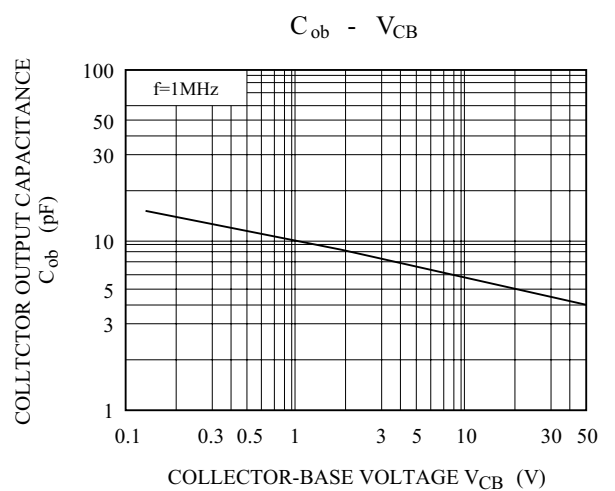
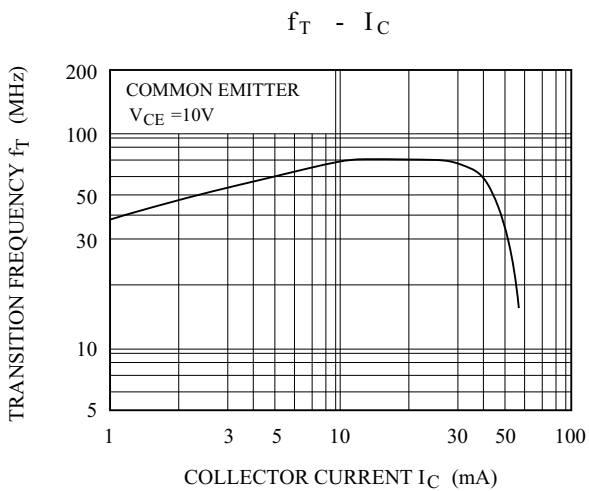
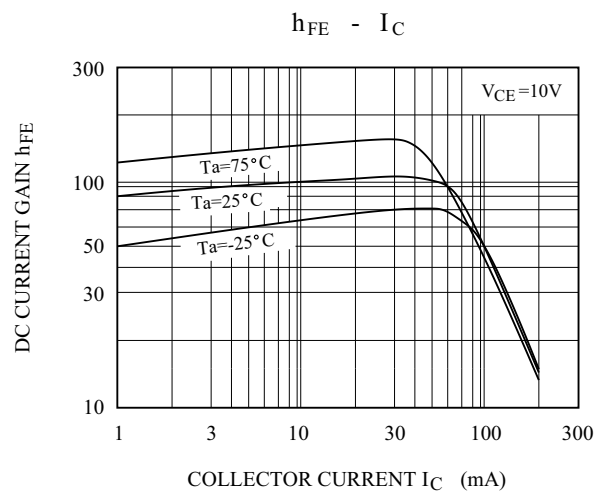
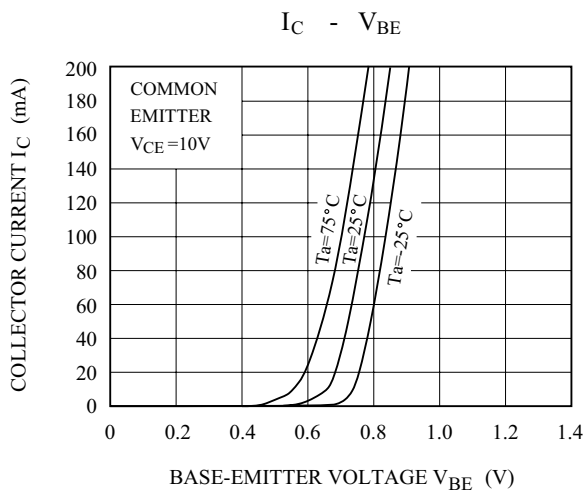
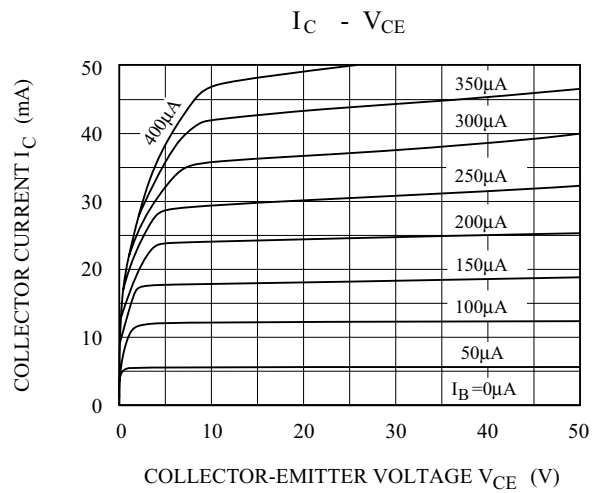
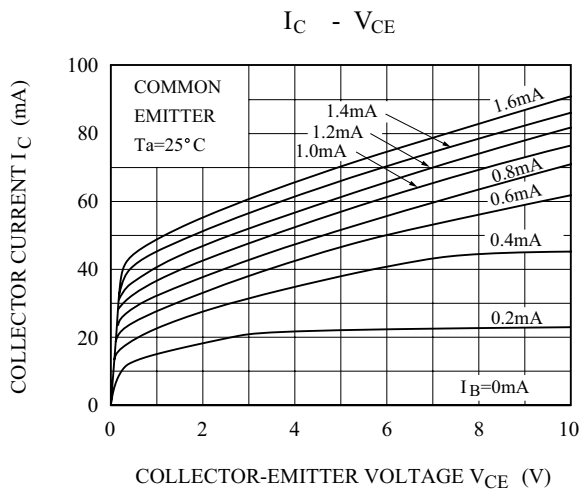


ELECTRICAL CHARACTERISTICS (Ta=25 °C)

CHARACTERISTIC	SYMBOL	TEST CONDITION	MIN.	TYP.	MAX.	UNIT
Collector Cut-off Current	I_{CBO}	$V_{CB}=200V, I_E=0$	-	-	0.1	μA
Emitter Cut-off Current	I_{EBO}	$V_{EB}=5V, I_C=0$	-	-	0.1	μA
DC Current Gain	$h_{FE}(\text{Note})$	$V_{CE}=10V, I_C=10mA$	60	-	200	
Transition Frequency	f_T	$V_{CE}=10V, I_C=10mA$	-	70	-	MHz
Output Capacitance	C_{ob}	$V_{CB}=50V, f=1MHz$	-	3.5	-	pF
Collector-Emitter Saturation Voltage	$V_{CE(sat)}$	$I_C=20mA, I_B=2mA$	-	-	0.6	V
Base-Emitter Saturation Voltage	$V_{BE(sat)}$	$I_C=20mA, I_B=2mA$	-	-	1.0	V

Note) h_{FE} Classification : O:60 ~ 120, Y:100 ~ 200.

KTC4217



KTC4217

