

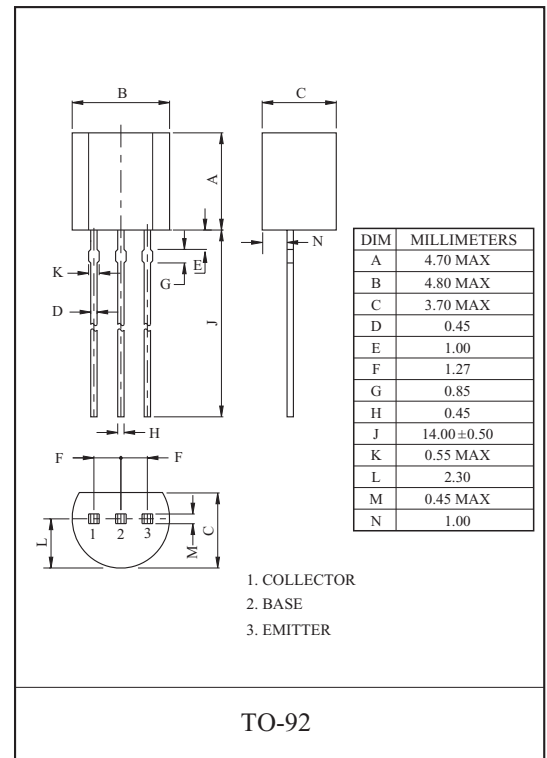
GENERAL PURPOSE APPLICATION.  
SWITCHING APPLICATION.

### FEATURES

- High Current :  $I_C=800\text{mA}$ .
- DC Current Gain :  $h_{FE}=100\sim630$  ( $V_{CE}=1\text{V}$ ,  $I_C=100\text{mA}$ ).
- For Complementary with PNP type BC327.

### MAXIMUM RATING ( $T_a=25^\circ\text{C}$ )

CHARACTERISTIC	SYMBOL	RATING	UNIT
Collector-Base Voltage	$V_{CBO}$	50	V
Collector-Emitter Voltage	$V_{CEO}$	45	V
Emitter-Base Voltage	$V_{EBO}$	5	V
Collector Current	$I_C$	800	mA
Emitter Current	$I_E$	-800	mA
Collector Power Dissipation	$P_C$	625	mW
Junction Temperature	$T_j$	150	$^\circ\text{C}$
Storage Temperature Range	$T_{stg}$	-55 ~ 150	$^\circ\text{C}$

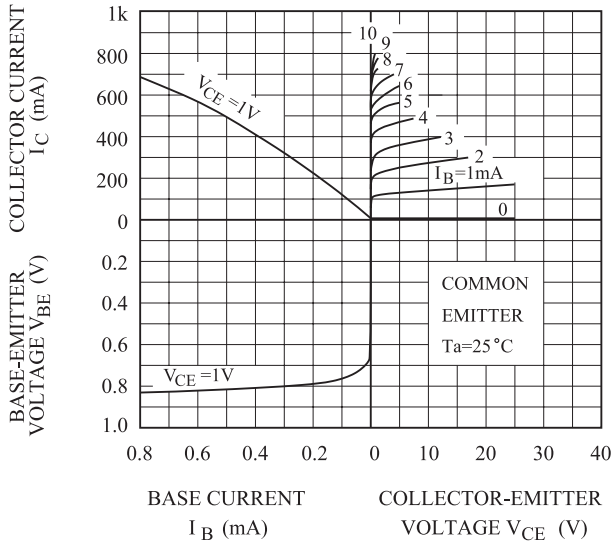


### ELECTRICAL CHARACTERISTICS ( $T_a=25^\circ\text{C}$ )

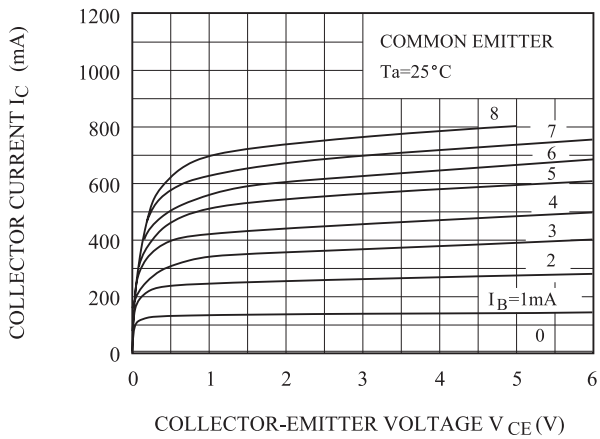
CHARACTERISTIC	SYMBOL	TEST CONDITION	MIN.	TYP.	MAX.	UNIT
Collector Cut-off Current	$I_{CBO}$	$V_{CB}=45\text{V}$ , $I_E=0$	-	-	100	nA
DC Current Gain (Note)	$h_{FE}$	$V_{CE}=1\text{V}$ , $I_C=100\text{mA}$	100	-	630	
Collector-Emitter Saturation Voltage	$V_{CE(sat)}$	$I_C=500\text{mA}$ , $I_B=50\text{mA}$	-	-	0.7	V
Base-Emitter Voltage	$V_{BE(ON)}$	$V_{CE}=1\text{V}$ , $I_C=300\text{mA}$	-	-	1.2	V
Transition Frequency	$f_T$	$V_{CE}=5\text{V}$ , $I_C=10\text{mA}$ , $f=100\text{MHz}$	-	100	-	MHz
Collector Output Capacitance	$C_{ob}$	$V_{CB}=10\text{V}$ , $f=1\text{MHz}$ , $I_E=0$	-	16	-	pF

Note :  $h_{FE}$  Classification none:100~630, 16:100~250, 25:160~400, 40:250~630

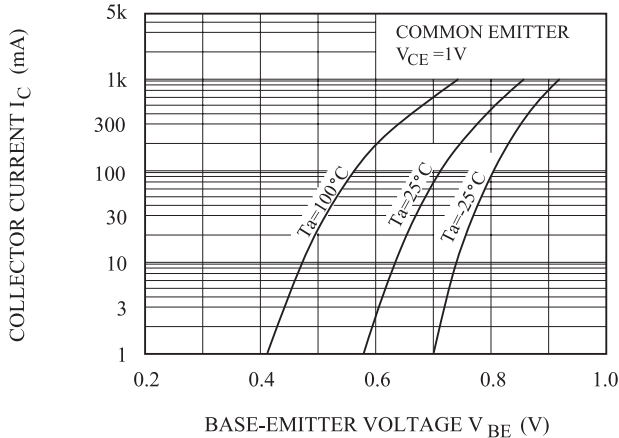
## STATIC CHARACTERISTICS



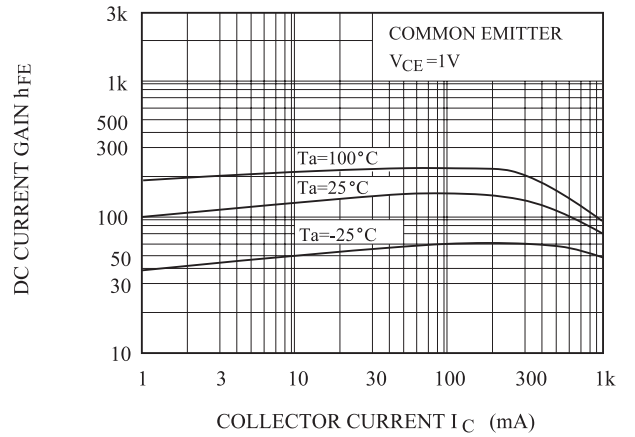
## $I_C - V_{CE}$ (LOW VOLTAGE REGION)



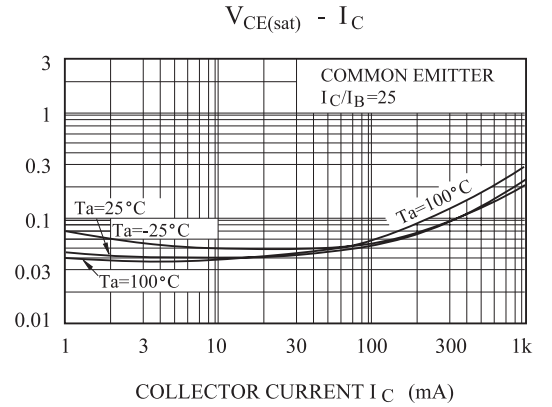
## $I_C - V_{BE}$



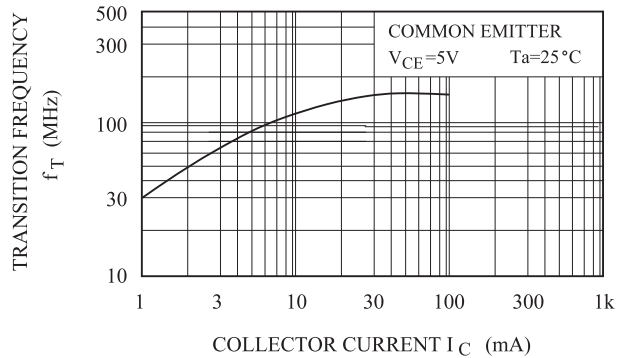
## $h_{FE} - I_C$



## $V_{CE(sat)} - I_C$



## $f_T - I_C$



## $P_C - T_a$

