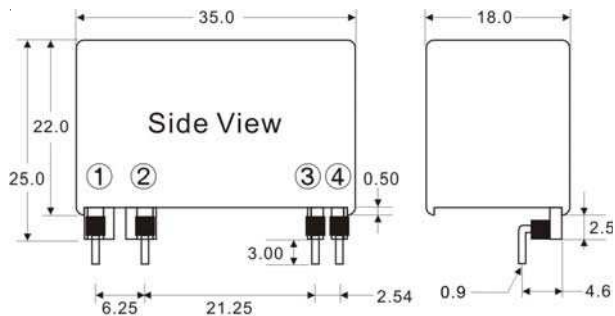


MECHANICAL DRAWINGS

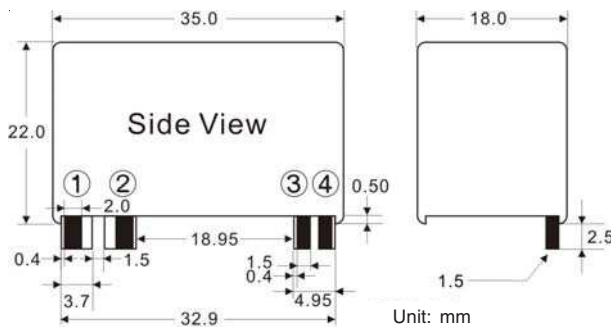
TYPE A



Unit: mm
Tolerance: ± 0.1 mm

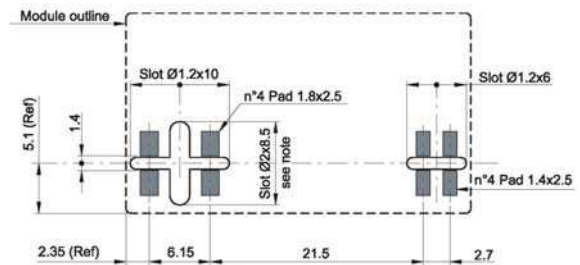
PIN NO.	FUNCTION
1	AC IN (L)
2	AC IN (N)
3	+DC OUT
4	-DC OUT

TYPE B



Unit: mm
PCB: 1.0mm
Tolerance: ± 0.1 mm

PCB Footprint - Bottom View



NOTE:

The 2x8.5mm slot is not mandatory
This slot is useful when high creepage between PCB tracks is required

DERATING

Power Derating Curve

