

Constant Current AD/DC LED Drivers with Dimming Control

FEATURES

- 90 - 264 VAC Universal AC Input
- Constant Current Output
- Isolated Configuration
- Easy to Drive High Bright LEDs in Series
- Short Circuit, Overload, and Overvoltage Protections
- High Efficiency, 80% Minimum
- Optional Dimming Control
- 100% Hi-Pot Test
- Meets CE Requirements
- RoHS Compliant

GENERAL SPECIFICATIONS

Input Voltage 90 to 264VAC
 Input Frequency 47 to 63Hz
 Operating Temperature -20°C to 50°C
 Output Current Temperature Coefficient $\pm 0.025\%$ /°C Max
 Dimensions (LxWxH) 2.83 x 1.73 x 0.98 inches

* Suitable to drive 1W LED (350mA), 2W LED (500mA), & 3W LED (700mA)

** Weight: approx. 90 grams

STANDARDS AND APPROVALS

Safety Compliance:

EMI Standards:

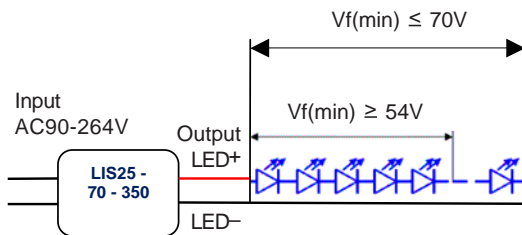
EMS Standards:

LIS25 MODELS

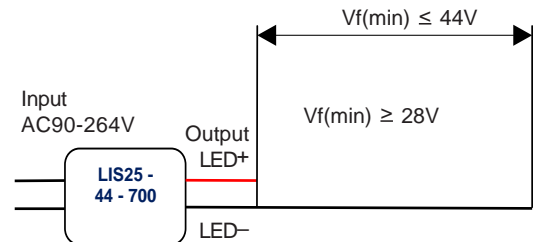
MODEL	LIS25-70-350	LIS25-44-700	LIS25-32-1000	LIS25-20-1500
Output Power	24.5 W	25W	25 W	25 W
Output Voltage	57V - 70V	28V - 44V	20V - 32V	12V - 20V
Output Current	350mA	700mA	1000mA	1500mA
White LEDs in Series (Min. - Max.)	18 PCS	9 - 11 PCS	6 - 8 PCS	4 - 5 PCS

CONFIGURATION ARRAYS

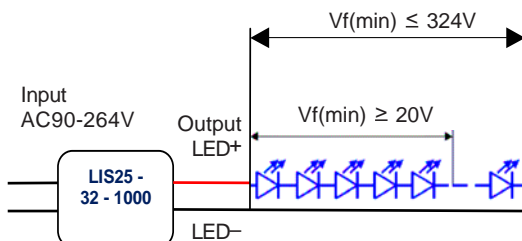
LIS25-70-350 (Series connect 18 pcs LED)



LIS25-44-700 (Series connect 9-11 pcs LED)



LIS25-32-1000 (Series connect 6-8 pcs LED)



LIS25-20-1500 (Series connect 4-5 pcs LED)

