

12 Watt Constant Current AD/DC LED Power Supplies

FEATURES

- 90 - 264VAC Universal AC Input
- Constant Current Output
- Isolated Configuration
- Easy to Drive High Bright LEDs in Series
- Short Circuit and Overload Protections
- High Efficiency, 80% Minimum
- Optional IP65 and IP67 ratings available
- Optional Dimming Control
- 100% Hi-Pot Test
- Meets CE Requirements
- RoHS Compliant



GENERAL SPECIFICATIONS

Input Voltage 90 to 264VAC
 Input Frequency 47 to 63Hz
 Operating Temperature -20°C to +50°C
 Temperature Coefficient ±0.025%/°C Max
 Dimensions (LxWxH) 2.56 x 1.50 x 1.06 inches

* Suitable to drive 1W LED (350mA), 2W LED (500mA), & 3W LED (700mA)
 ** Weight: approx. 46 grams

EMI & SAFETY STANDARDS

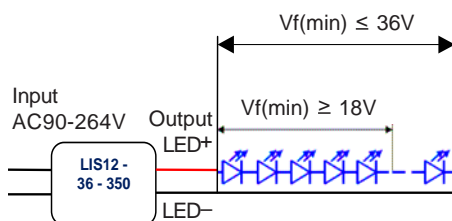
LED drivers can meet EMI standards (EN 55015) and safety standards (IEC-60950-1, UL1310 Class 2, UL-65901-1)

LIS12 MODELS

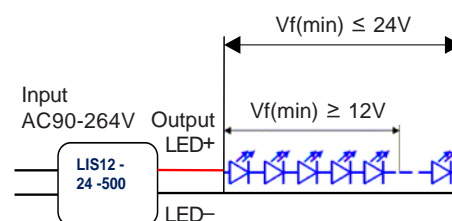
MODEL	LIS12-36-350	LIS12-24-500	LIS12-18-700	LIS12-12-1000
Output Power	12W	12W	12W	12W
Output Voltage	18V - 36V	12V - 24V	9V - 18V	9V - 12V
Output Current	350mA	500mA	700mA	1000mA
White LEDs in Series (Min. - Max.)	6 - 9 PCS	4 - 6 PCS	3 - 4 PCS	2 - 3 PCS

CONFIGURATION ARRAYS

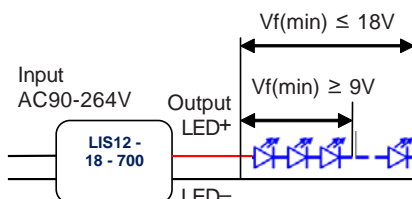
LIS12-36-350 (6-9 pcs LED in Series)



LIS12-24-500 (4-6 pcs LED in Series)



LIS12-18-700 (3-4 pcs LED in Series)



LIS12-12-1000 (2-3 pcs LED in Series)

