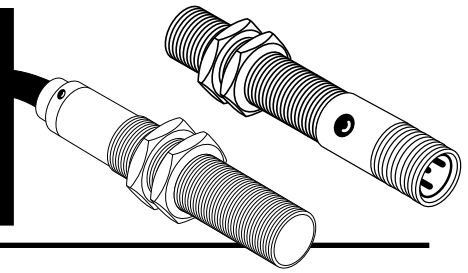


12mm

Inductive Tubular Threaded Barrel

DC



Proximity Sensors

2mm (Shielded) and 4mm (Unshielded) Sensing Ranges

Connector Type	Circuit Description	Housing Material	Housing Length	Shielded Model No.	Unshielded Model No.	Maximum Load Current	Leakage Current	Voltage Drop*	Maximum Switching Frequency		Short Circuit Protected
									Shielded	Unshielded	
DC 10-30V Metal											
4-pin Euro	3W, NPN, NO	Metal	54mm	ET310-22151	ET310-23151	400mA	<10µA	<2.5 VDC	700Hz	400Hz	yes
4-pin Euro	3W, PNP, NO	Metal	54mm	ET311-22151	ET311-23151	400mA	<10µA	<2.5 VDC	700Hz	400Hz	yes
6.6' Cable	3W, NPN, NO	Metal	35mm	ET310-22110	ET310-23110	200mA	<10µA	<2.5 VDC	1200Hz	800Hz	yes
6.6' Cable	3W, NPN, NO	Metal	78mm	ET110-22110	ET110-23110	400mA	<10µA	<2.5 VDC	700Hz	400Hz	yes
6.6' Cable	3W, PNP, NO	Metal	35mm	ET311-22110	ET311-23110	200mA	<10µA	<2.5 VDC	1200Hz	800Hz	yes
6.6' Cable	3W, PNP, NO	Metal	78mm	ET111-22110	ET111-23110	400mA	<10µA	<2.5 VDC	700Hz	400Hz	yes
DC 10-30V Plastic											
6.6' Cable	3W, NPN, NO	Plastic	35mm	ET310-42110	ET310-43110	200mA	<10µA	<2.5 VDC	1200Hz	800Hz	yes
6.6' Cable	3W, NPN, NO	Plastic	75mm	ET210-22110	ET210-23110	400mA	<10µA	<2.5 VDC	700Hz	400Hz	yes
6.6' Cable	3W, PNP, NO	Plastic	50mm	ET311-42110	ET311-43110	200mA	<10µA	<2.5 VDC	1200Hz	800Hz	yes
6.6' Cable	3W, PNP, NO	Plastic	75mm	ET211-22110	ET211-23110	400mA	<10µA	<2.5 VDC	700Hz	400Hz	yes
NAMUR 5-25 VDC											
6.6' Cable	Analog	Metal	30mm	ET112-20310	ET112-21310	N/A	—	—	800Hz	400Hz	N/A
6.6' Cable	Analog	Plastic	30mm	ET212-20310	ET212-21310	N/A	—	—	800Hz	400Hz	N/A

* Across conducting sensor

▶ Consult factory for normally closed model availability.



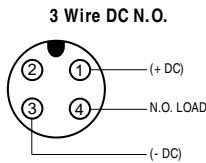
Common Sensor Characteristics

12mm DIAMETER DC SENSORS	
Shielded Sensing Range ($\pm 10\%$)	2mm
Unshielded Sensing Range ($\pm 10\%$)	4mm
Standard Target	12x12x1mm (mild steel)
Repeatability	$\pm 2\%$
Hysteresis	3-8% (typ.); 15% (max.)
Temperature Drift (max.)	$\pm 15\%$
Ambient Temperature Range	-13°F to +158°F
Reverse Polarity Protected	yes
Current Consumption	3W DC = <6mA
NEMA Enclosure Type	
Metal	1, 3, 4, 6, 13
Plastic	1, 3, 4, 4x, 6, 13
LED Indicator	red = target
Metal Housings	Chrome Plated Brass
Plastic Housings	Ultradur®
Cable Type	PVC
Shipping Weight	Connector model: 4 oz. Cable model: 9 oz.

Circuit Drawings

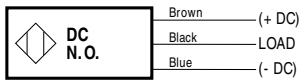
EURO CONNECTOR MODELS

Male view shown

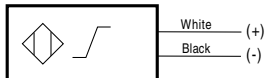


CABLE MODELS

3 Wire DC N.O.



NAMUR MODELS

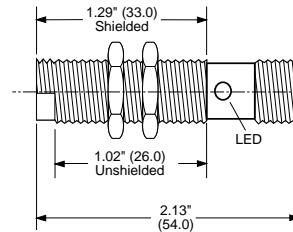


Dimensional Drawings

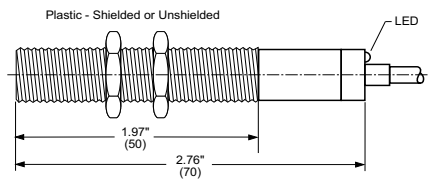
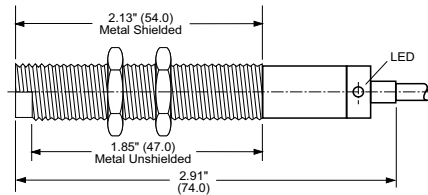
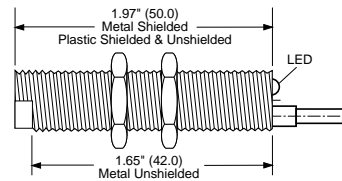
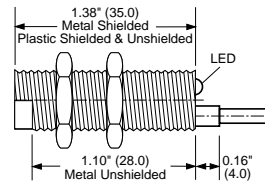
12mm-DC

EURO CONNECTOR MODELS

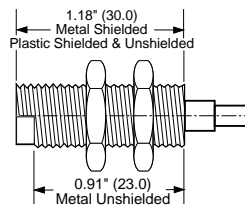
Body threads = M12x1



CABLE MODELS



CABLE MODELS-NAMUR



NAMCO

2013 West Meeting Street • Lancaster, SC 29720
1-803-286-8491 • FAX: 1-800-678-6263
www.namcocontrols.com

For technical assistance, call 1-800-NAMTECH