

LIGHTIFY Surface Light TW

Indoor LED ceiling and wall luminaires with LIGHTIFY technology, color temperature adjustable



Product benefits

- Controllable via LIGHTIFY Switch and smart devices (via Android and iOS)
- LED luminaire customizable front
- LIGHTIFY system for individual configuration
- Easy to install and use
- Contains no mercury

Product features

- Low profile LED ceiling and wall luminaire with wireless smart lighting function
- Adjustable color temperature via Tunable White: 2,700...6,500 K
- Dimmable via LIGHTIFY



IP 20



Product family datasheet

Technical data

Electrical data

Product description	Nominal wattage	Nominal voltage	Mains frequency
LIGHTIFY Surface Light TW	28 W	230 V	50/60 Hz

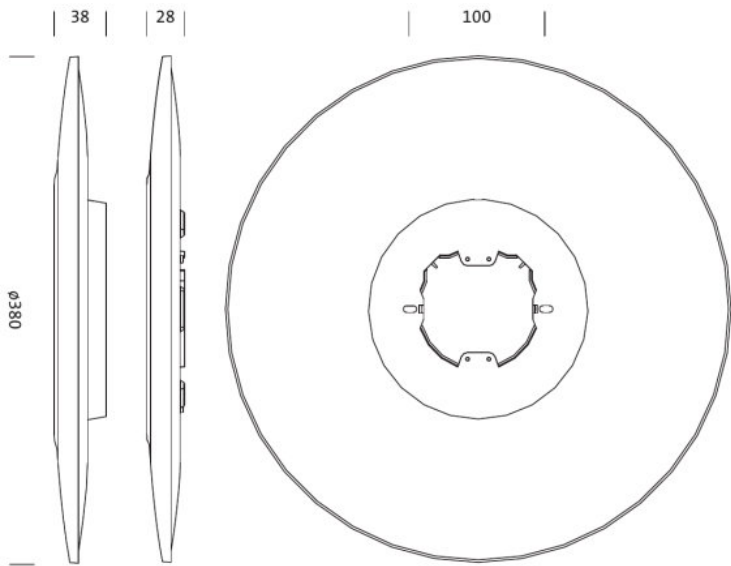
Photometrical data

Product description	Color temperature	Luminous flux	Color rendering index Ra
LIGHTIFY Surface Light TW	2700...6500 K	1800 lm	>80

Dimensions & weight

Product description	Diameter	Height
LIGHTIFY Surface Light TW	380.0 mm	28.0 mm

Product line drawing



LIGHTIFY Surface Light TW

Product family datasheet

Colors & materials

Product description	Body material	Product color
LIGHTIFY Surface Light TW	PC	silver

Capabilities

Product description	Type of installation
LIGHTIFY Surface Light TW	surface-mounted

Certificates & standards

Product description	Protection class	Type of protection
LIGHTIFY Surface Light TW	insulation class II (safety insulation)	IP20

Equipment / Accessories

- LIGHTIFY APP required
- LIGHTIFY Gateway required

Application advice

For more detailed application information and graphics please see product datasheet.

Sales and Technical Support

Sales and Technical Support www.osram.com





Country specific information

Product description	Product code	METEL-Code	SEG-No.	STK number	UK Org
LIGHTIFY Surface Light TW	4052899926158	-	-	4107890	-

Download Data

File

Product family datasheet

	Product Datasheet LS_DS-0YAB40113_en
	Installation/Operation notice Quickguide LIGHTIFY Surface Light TW
	Installation guide Installation Instructions LIGHTIFY Surface Light TW
	Operating instructions LIGHTIFY Onboarding Procedure

Logistical Data

Product code	Product description	Packaging unit (Pieces/Unit)	Dimensions (length x width x height)	Volume	Gross weight
4052899926158	LIGHTIFY Surface Light TW	Shipping carton box 2	439 mm x 430 mm x 142 mm	26.81 dm ³	4063.00 g

The mentioned product code describes the smallest quantity unit which can be ordered. One shipping unit can contain one or more single products. When placing an order, for the quantity please enter single or multiples of a shipping unit.

Disclaimer

Subject to change without notice. Errors and omission excepted. Always make sure to use the most recent release.